

# ModernGraham Valuation

Company Name:

Citrix Systems, Inc.

Company Ticker CTXS

Date of Analysis

2/28/2018



## Stage 1: Is this company suitable for the Defensive Investor or the Enterprising Investor?

*Defensive Investor; must pass 6 out of the following 7 tests.*

1. Adequate Size of the Enterprise	Market Cap > \$2Bil	\$12,525,874,244	Pass
2. Sufficiently Strong Financial Condition	Current Ratio > 2	1.55	Fail
3. Earnings Stability	Positive EPS for 10 years prior		Fail
4. Dividend Record	Dividend Payments for 10 years prior		Fail
	Increase of 33% in EPS in past 10 years using 3 year averages at beginning and end	84.40%	Pass
5. Earnings Growth			
6. Moderate PEmg Ratio	PEmg < 20	35.42	Fail
7. Moderate Price to Assets	PB Ratio < 2.5 OR PB*PEmg < 50	14.17	Fail

*Enterprising Investor; must pass 4 out of the following 5 tests, or be suitable for the Defensive Investor.*

1. Sufficiently Strong Financial Condition	Current Ratio > 1.5	1.55	Pass
2. Sufficiently Strong Financial Condition	Debt to NCA < 1.1	2.28	Fail
3. Earnings Stability	Positive EPS for 5 years prior		Fail
4. Dividend Record	Currently Pays Dividend		Fail
5. Earnings Growth	EPSmg greater than 5 years ago		Pass
	Score		

### Suitability

<b>Defensive</b>	<b>No</b>
<b>Enterprising</b>	<b>No</b>

## Stage 2: Determination of Intrinsic Value

EPSmg	\$2.60
MG Growth Estimate	8.07%
<b>MG Value</b>	<b>\$64.01</b>
MG Value based on 3% Growth	\$37.66
MG Value based on 0% Growth	\$22.08
Market Implied Growth Rate	13.46%

### MG Opinion

Current Price	\$92.00
% of Intrinsic Value	143.74%
<b>Opinion</b>	<b>Overvalued</b>
<b>MG Grade</b>	<b>D</b>

## Stage 3: Information for Further Research

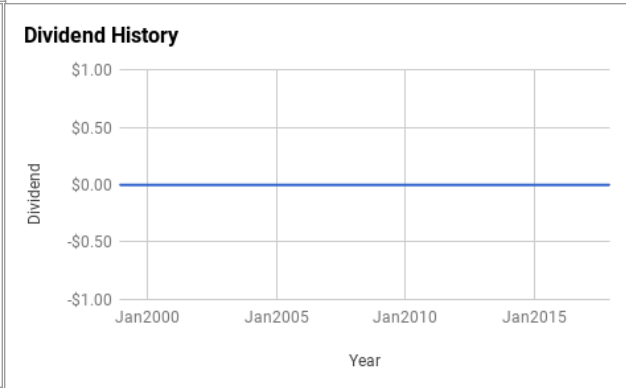
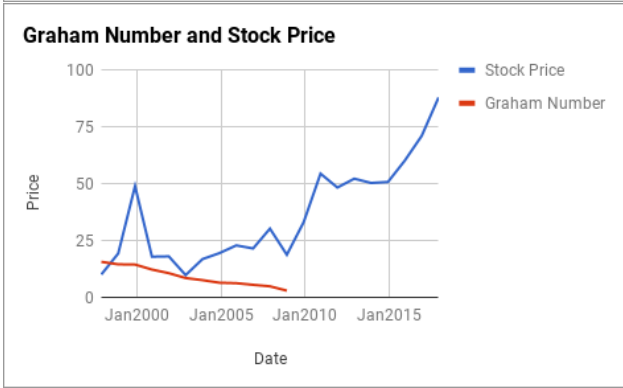
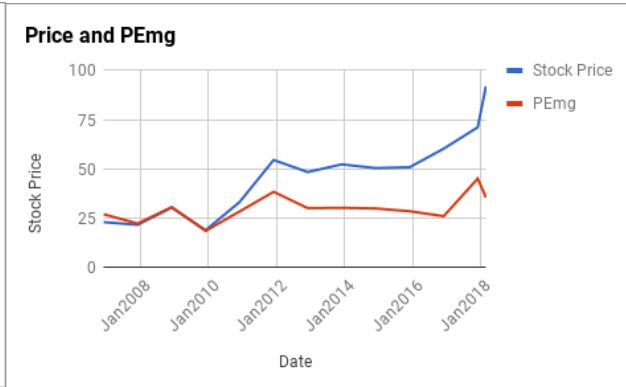
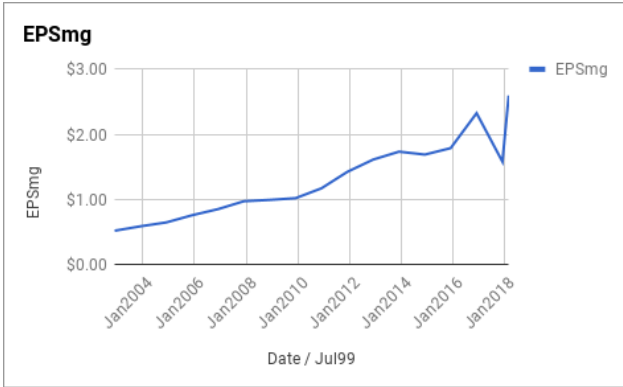
Net Current Asset Value (NCAV)	-\$14.43
Graham Number	\$26.56
PEmg	35.42
Current Ratio	1.55
PB Ratio	14.17
Current Dividend	\$0.00
Dividend Yield	0.00%
Number of Consecutive Years of Dividend Growth	0

### Useful Links:

<a href="#">ModernGraham tagged articles</a>	<a href="#">Morningstar</a>
<a href="#">Google Finance</a>	<a href="#">MSN Money</a>
<a href="#">Yahoo Finance</a>	<a href="#">Seeking Alpha</a>
<a href="#">GuruFocus</a>	<a href="#">SEC Filings</a>

EPS History		EPSmg History	
Next Fiscal Year Estimate	\$4.76	Next Fiscal Year Estimate	\$2.60
Dec2017	-\$0.13	Dec2017	\$1.58
Dec2016	\$3.41	Dec2016	\$2.33
Dec2015	\$1.99	Dec2015	\$1.79
Dec2014	\$1.47	Dec2014	\$1.69
Dec2013	\$1.80	Dec2013	\$1.73
Dec2012	\$1.86	Dec2012	\$1.61
Dec2011	\$1.87	Dec2011	\$1.42
Dec2010	\$1.46	Dec2010	\$1.17
Dec2009	\$1.03	Dec2009	\$1.02
Dec2008	\$0.96	Dec2008	\$0.99
Dec2007	\$1.14	Dec2007	\$0.97
Dec2006	\$0.97	Dec2006	\$0.85
Dec2005	\$0.93	Dec2005	\$0.76
Dec2004	\$0.75	Dec2004	\$0.65
Dec2003	\$0.70	Dec2003	\$0.59
Dec2002	\$0.53	Dec2002	\$0.52
Dec2001	\$0.54	<b>Balance Sheet Information 12/1/2017</b>	
Dec2000	\$0.47	Total Current Assets	\$2,621,423,000
Dec1999	\$0.61	Total Current Liabilities	\$1,687,079,000
Dec1998	\$0.33	Long-Term Debt	\$2,127,474,000
		Total Assets	\$5,820,176,000
		Intangible Assets	\$1,756,446,000
		Total Liabilities	\$4,827,715,000
		Shares Outstanding (Diluted Average)	152,860,000





Disclaimer:

This valuation is not investment advice. Anyone who is considering making an investment decision should speak to a registered investment advisor.

The author did not hold a position in any company mentioned in this article at the time of publication and had no intention of changing those holdings within the next 72 hours.

### Recommended Reading:

Other ModernGraham posts about the company [Citrix Systems Inc. Annual Valuation – 2015 \\$CTXS](#)

Other ModernGraham posts about related companies [Microsoft Corp Valuation – February 2018 \\$MSFT](#)  
[Cisco Systems Inc Valuation – February 2018 \\$CSCO](#)  
[Symantec Corp Valuation – August 2017 \\$SYMC](#)  
[Intuit Inc Valuation – March 2017 \\$INTU](#)  
[CommVault Systems Inc Valuation – Initial Coverage \\$CVLT](#)  
[Leidos Holdings Inc Valuation – Initial Coverage \\$LDOS](#)  
[Constellation Software Inc Valuation – Initial Coverage \\$TSE:CSU](#)  
[Adobe Systems Inc Valuation – February 2017 \\$ADBE](#)  
[Synopsys Inc Valuation – Initial Coverage \\$SNPS](#)  
[Microsoft Corporation Valuation – February 2017 \\$MSFT](#)