

ModernGraham Valuation

Company Name:

PerkinElmer, Inc.

Company Ticker PKI

Date of Analysis

3/22/2018



Stage 1: Is this company suitable for the Defensive Investor or the Enterprising Investor?

Defensive Investor; must pass 6 out of the following 7 tests.

1. Adequate Size of the Enterprise	Market Cap > \$2Bil	\$8,314,347,208	Pass
2. Sufficiently Strong Financial Condition	Current Ratio > 2	1.26	Fail
3. Earnings Stability	Positive EPS for 10 years prior		Pass
4. Dividend Record	Dividend Payments for 10 years prior		Pass
	Increase of 33% in EPS in past 10 years using 3 year averages at beginning and end	99.76%	Pass
5. Earnings Growth			
6. Moderate PEmg Ratio	PEmg < 20	28.72	Fail
7. Moderate Price to Assets	PB Ratio < 2.5 OR PB*PEmg < 50	3.35	Fail

Enterprising Investor; must pass 4 out of the following 5 tests, or be suitable for the Defensive Investor.

1. Sufficiently Strong Financial Condition	Current Ratio > 1.5	1.26	Fail
2. Sufficiently Strong Financial Condition	Debt to NCA < 1.1	7.18	Fail
3. Earnings Stability	Positive EPS for 5 years prior		Pass
4. Dividend Record	Currently Pays Dividend		Pass
5. Earnings Growth	EPSmg greater than 5 years ago		Pass
	Score		

Suitability

Defensive	No
Enterprising	No

Stage 2: Determination of Intrinsic Value

EPSmg	\$2.62
MG Growth Estimate	15.00%
MG Value	\$100.87
MG Value based on 3% Growth	\$37.99
MG Value based on 0% Growth	\$22.27
Market Implied Growth Rate	10.11%

MG Opinion

Current Price	\$75.24
% of Intrinsic Value	74.59%
Opinion	Undervalued
MG Grade	C-

Stage 3: Information for Further Research

Net Current Asset Value (NCAV)	-\$21.42
Graham Number	\$41.99
PEmg	28.72
Current Ratio	1.26
PB Ratio	3.35
Current Dividend	\$0.28
Dividend Yield	0.37%
Number of Consecutive Years of Dividend Growth	0

Useful Links:

[ModernGraham tagged articles](#)

[Google Finance](#)

[Yahoo Finance](#)

[GuruFocus](#)

[Morningstar](#)

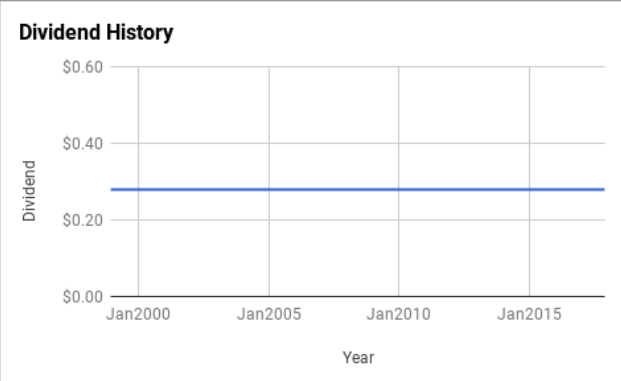
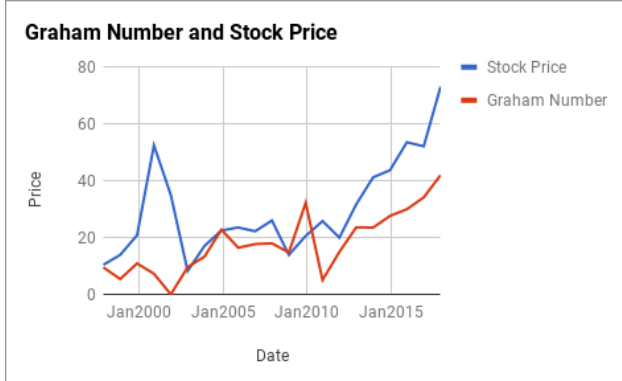
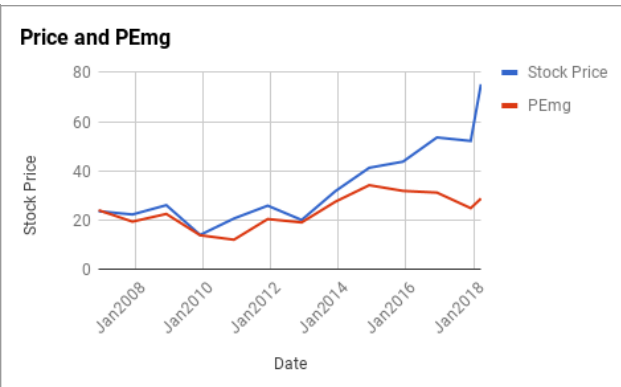
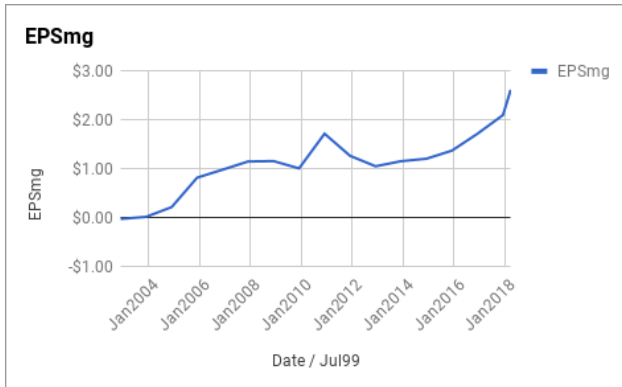
[MSN Money](#)

[Seeking Alpha](#)

[SEC Filings](#)

EPS History		EPSmg History	
Next Fiscal Year Estimate	\$3.45	Next Fiscal Year Estimate	\$2.62
Dec2017	\$2.64	Dec2017	\$2.10
Dec2016	\$2.12	Dec2016	\$1.72
Dec2015	\$1.87	Dec2015	\$1.37
Dec2014	\$1.39	Dec2014	\$1.21
Dec2013	\$1.47	Dec2013	\$1.16
Dec2012	\$0.61	Dec2012	\$1.05
Dec2011	\$0.07	Dec2011	\$1.27
Dec2010	\$3.31	Dec2010	\$1.72
Dec2009	\$0.73	Dec2009	\$1.01
Dec2008	\$1.07	Dec2008	\$1.16
Dec2007	\$1.09	Dec2007	\$1.15
Dec2006	\$0.95	Dec2006	\$0.98
Dec2005	\$2.04	Dec2005	\$0.82
Dec2004	\$0.74	Dec2004	\$0.22
Dec2003	\$0.41	Dec2003	\$0.02
Dec2002	-\$1.21	Dec2002	-\$0.03
Dec2001	\$0.32	Balance Sheet Information 12/1/2017	
Dec2000	\$0.89	Total Current Assets	\$1,199,955,000
Dec1999	\$0.29	Total Current Liabilities	\$950,902,000
Dec1998	\$1.11	Long-Term Debt	\$1,788,803,000
		Total Assets	\$6,091,463,000
		Intangible Assets	\$4,349,138,000
		Total Liabilities	\$3,588,275,000
		Shares Outstanding (Diluted Average)	111,477,000





Disclaimer:

This valuation is not investment advice. Anyone who is considering making an investment decision should speak to a registered investment advisor. The author did not hold a position in any company mentioned in this article at the time of publication and had no intention of changing those holdings within the next 72 hours.

Recommended Reading:

- Other ModernGraham posts about the company**
- [PerkinElmer Inc Valuation – January 2016 Update \\$PKI](#)
 - [PerkinElmer Inc. Analysis – October 2015 Update \\$PKI](#)
 - [5 Speculative and Overvalued Companies to Avoid – October 2014](#)
 - [14 Companies in the Spotlight This Week – 10/18/14](#)
 - [PerkinElmer Inc. Annual Stock Valuation – 2014 \\$PKI](#)

- Other ModernGraham posts about related companies**
- [Cardinal Health Inc Valuation – March 2018 \\$CAH](#)
 - [Varian Medical Systems Inc Valuation – March 2018 \\$VAR](#)
 - [Zimmer Biomet Holdings Inc Valuation – March 2018 \\$ZBH](#)
 - [Henry Schein Inc Valuation – March 2018 \\$HSIC](#)
 - [Medtronic PLC Valuation – March 2018 \\$MDT](#)
 - [UnitedHealth Group Inc Valuation – February 2018 \\$UNH](#)
 - [VCA Inc Valuation – Initial Coverage \\$WOOF](#)
 - [Universal Health Services Inc Valuation – August 2017 \\$UHS](#)
 - [Teleflex Inc Valuation – Initial Coverage \\$TFX](#)
 - [BIO-TECHNE Corp Valuation – Initial Coverage \\$TECH](#)