

# ModernGraham Valuation

Company Name:

Ameren Corp

Company Ticker AEE

Date of Analysis

5/20/2018



## Stage 1: Is this company suitable for the Defensive Investor or the Enterprising Investor?

*Defensive Investor; must pass 6 out of the following 7 tests.*

1. Adequate Size of the Enterprise	Market Cap > \$2Bil	\$13,605,629,605	Pass
2. Sufficiently Strong Financial Condition	Current Ratio > 2	0.47	Fail
3. Earnings Stability	Positive EPS for 10 years prior		Fail
4. Dividend Record	Dividend Payments for 10 years prior		Pass
	Increase of 33% in EPS in past 10 years using 3 year averages at beginning and end	41.56%	Pass
5. Earnings Growth			
6. Moderate PEmg Ratio	PEmg < 20	21.59	Fail
7. Moderate Price to Assets	PB Ratio < 2.5 OR PB*PEmg < 50	1.89	Pass

*Enterprising Investor; must pass 4 out of the following 5 tests, or be suitable for the Defensive Investor.*

1. Sufficiently Strong Financial Condition	Current Ratio > 1.5	0.47	Fail
2. Sufficiently Strong Financial Condition	Debt to NCA < 1.1	-3.81	Fail
3. Earnings Stability	Positive EPS for 5 years prior		Pass
4. Dividend Record	Currently Pays Dividend		Pass
5. Earnings Growth	EPSmg greater than 5 years ago Score		Pass

### Suitability

<b>Defensive</b>	<b>No</b>
<b>Enterprising</b>	<b>No</b>

## Stage 2: Determination of Intrinsic Value

EPSmg	\$2.61
MG Growth Estimate	15.00%
<b>MG Value</b>	<b>\$100.31</b>
MG Value based on 3% Growth	\$37.78
MG Value based on 0% Growth	\$22.15
Market Implied Growth Rate	6.55%

### MG Opinion

Current Price	\$56.26
% of Intrinsic Value	56.09%
<b>Opinion</b>	<b>Undervalued</b>
<b>MG Grade</b>	<b>C</b>

## Stage 3: Information for Further Research

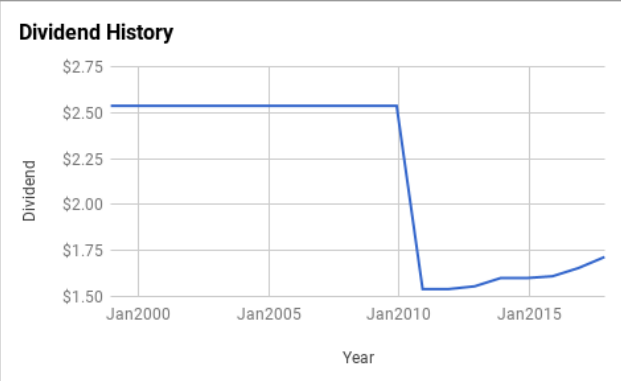
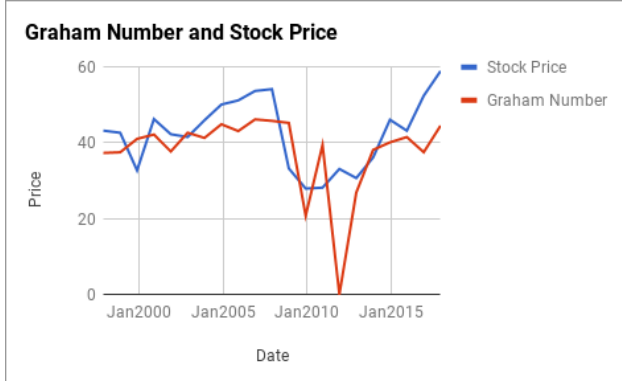
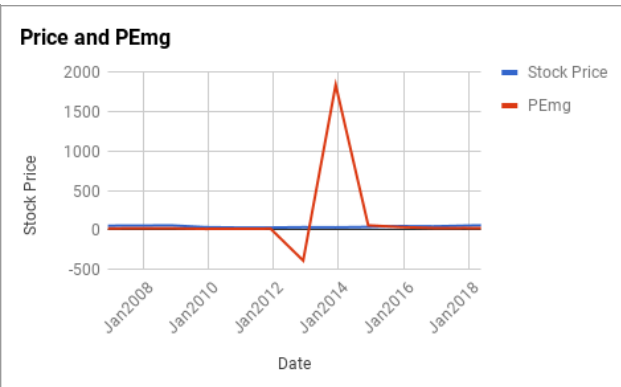
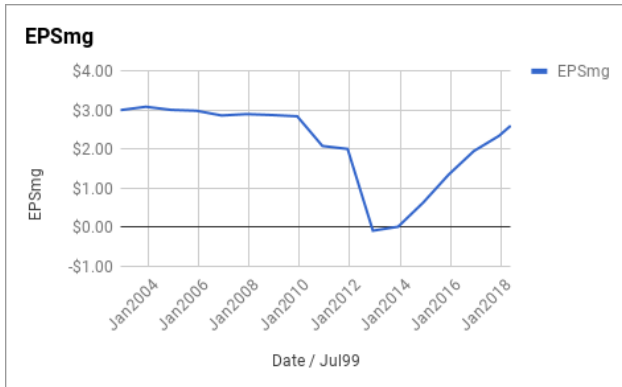
Net Current Asset Value (NCAV)	-\$71.15
Graham Number	\$44.56
PEmg	21.59
Current Ratio	0.47
PB Ratio	1.89
Current Dividend	\$1.78
Dividend Yield	3.16%
Number of Consecutive Years of Dividend Growth	4

### Useful Links:

<a href="#">ModernGraham tagged articles</a>	<a href="#">Morningstar</a>
<a href="#">Google Finance</a>	<a href="#">MSN Money</a>
<a href="#">Yahoo Finance</a>	<a href="#">Seeking Alpha</a>
<a href="#">GuruFocus</a>	<a href="#">SEC Filings</a>

EPS History		EPSmg History	
Next Fiscal Year Estimate	\$2.98	Next Fiscal Year Estimate	\$2.61
Dec2017	\$2.14	Dec2017	\$2.34
Dec2016	\$2.68	Dec2016	\$1.95
Dec2015	\$2.59	Dec2015	\$1.35
Dec2014	\$2.40	Dec2014	\$0.64
Dec2013	\$1.18	Dec2013	\$0.02
Dec2012	-\$4.01	Dec2012	-\$0.08
Dec2011	\$2.15	Dec2011	\$2.01
Dec2010	\$0.58	Dec2010	\$2.09
Dec2009	\$2.78	Dec2009	\$2.85
Dec2008	\$2.88	Dec2008	\$2.88
Dec2007	\$2.98	Dec2007	\$2.90
Dec2006	\$2.66	Dec2006	\$2.87
Dec2005	\$3.02	Dec2005	\$2.99
Dec2004	\$2.84	Dec2004	\$3.01
Dec2003	\$3.25	Dec2003	\$3.09
Dec2002	\$2.61	Dec2002	\$3.01
Dec2001	\$3.40	<b>Balance Sheet Information</b>	<b>3/1/2018</b>
Dec2000	\$3.33	Total Current Assets	\$1,567,000,000
Dec1999	\$2.81	Total Current Liabilities	\$3,345,000,000
Dec1998	\$2.82	Long-Term Debt	\$6,766,000,000
		Total Assets	\$26,079,000,000
		Intangible Assets	\$411,000,000
		Total Liabilities	\$18,849,000,000
		Shares Outstanding (Diluted Average)	242,900,000





**Disclaimer:**

This valuation is not investment advice. Anyone who is considering making an investment decision should speak to a registered investment advisor. The author did not hold a position in any company mentioned in this article at the time of publication and had no intention of changing those holdings within the next 72 hours.

**Recommended Reading:**

- Other ModernGraham posts about the company**
- [Ameren Corp Valuation – February 2017 \\$AEE](#)
  - [Ameren Corp Valuation – August 2016 \\$AEE](#)
  - [Ameren Corporation Analysis – 2015 Update \\$AEE](#)
  - [21 Companies in the Spotlight This Week – June 14, 2014](#)
  - [Ameren Corporation Annual Valuation – 2014 \\$AEE](#)

- Other ModernGraham posts about related companies**
- [NextEra Energy Inc Valuation – May 2018 \\$NEE](#)
  - [PG&E Corp Valuation – April 2018 \\$PCG](#)
  - [Dominion Energy Inc Valuation – April 2018 \\$D](#)
  - [Exelon Corp Valuation – March 2018 \\$EXC](#)
  - [NRG Energy Inc Valuation – March 2018 \\$NRG](#)
  - [DTE Energy Co Valuation – March 2018 \\$DTE](#)
  - [The AES Corp Valuation – March 2018 \\$AES](#)
  - [FirstEnergy Corp Valuation – March 2018 \\$FE](#)
  - [Edison International Valuation – March 2018 \\$EIX](#)
  - [WEC Energy Group Inc Valuation – March 2018 \\$WEC](#)