

# ModernGraham Valuation

Company Name:

PVH Corp

Company Ticker PVH

Date of Analysis

5/5/2018



## Stage 1: Is this company suitable for the Defensive Investor or the Enterprising Investor?

*Defensive Investor; must pass 6 out of the following 7 tests.*

1. Adequate Size of the Enterprise	Market Cap > \$2Bil	\$11,723,543,694	Pass
2. Sufficiently Strong Financial Condition	Current Ratio > 2	1.62	Fail
3. Earnings Stability	Positive EPS for 10 years prior		Pass
4. Dividend Record	Dividend Payments for 10 years prior		Pass
	Increase of 33% in EPS in past 10 years using 3 year averages at beginning and end	195.05%	Pass
5. Earnings Growth			
6. Moderate PEmg Ratio	PEmg < 20	20.43	Fail
7. Moderate Price to Assets	PB Ratio < 2.5 OR PB*PEmg < 50	2.15	Pass

*Enterprising Investor; must pass 4 out of the following 5 tests, or be suitable for the Defensive Investor.*

1. Sufficiently Strong Financial Condition	Current Ratio > 1.5	1.62	Pass
2. Sufficiently Strong Financial Condition	Debt to NCA < 1.1	2.64	Fail
3. Earnings Stability	Positive EPS for 5 years prior		Pass
4. Dividend Record	Currently Pays Dividend		Pass
5. Earnings Growth	EPSmg greater than 5 years ago		Pass
	Score		

### Suitability

<b>Defensive</b>	<b>No</b>
<b>Enterprising</b>	<b>Yes</b>

## Stage 2: Determination of Intrinsic Value

EPSmg	\$7.45
MG Growth Estimate	13.28%
<b>MG Value</b>	<b>\$261.26</b>
MG Value based on 3% Growth	\$108.05
MG Value based on 0% Growth	\$63.34
Market Implied Growth Rate	5.97%

### MG Opinion

Current Price	\$152.27
% of Intrinsic Value	58.28%
<b>Opinion</b>	<b>Undervalued</b>
<b>MG Grade</b>	<b>B-</b>

## Stage 3: Information for Further Research

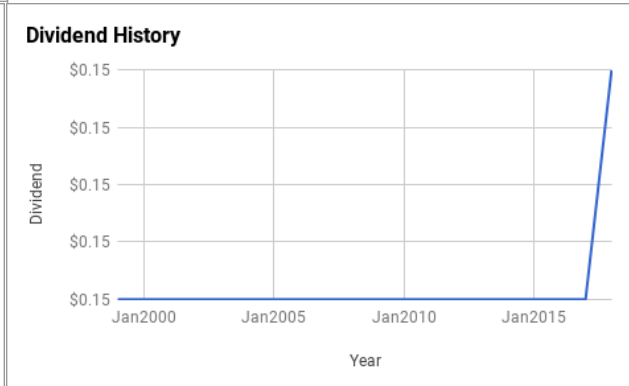
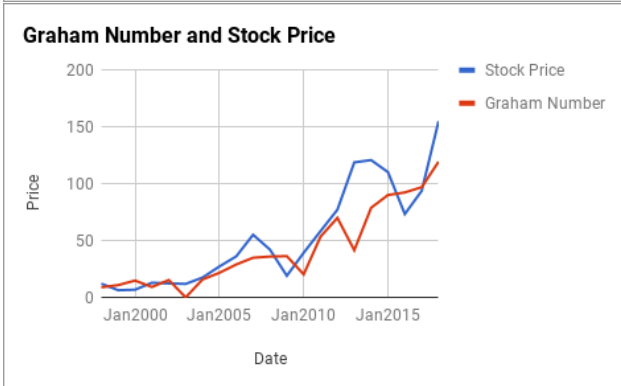
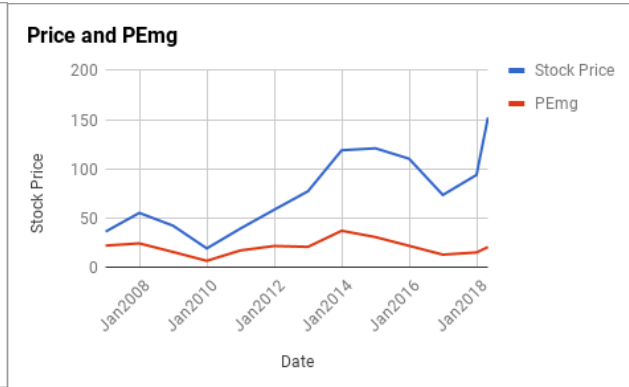
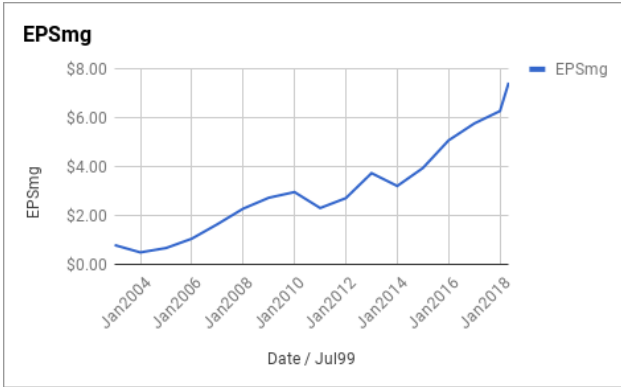
Net Current Asset Value (NCAV)	-\$42.38
Graham Number	\$119.43
PEmg	20.43
Current Ratio	1.62
PB Ratio	2.15
Current Dividend	\$0.15
Dividend Yield	0.10%
Number of Consecutive Years of Dividend Growth	2

### Useful Links:

<a href="#">ModernGraham tagged articles</a>	<a href="#">Morningstar</a>
<a href="#">Google Finance</a>	<a href="#">MSN Money</a>
<a href="#">Yahoo Finance</a>	<a href="#">Seeking Alpha</a>
<a href="#">GuruFocus</a>	<a href="#">SEC Filings</a>

EPS History		EPSmg History	
Next Fiscal Year Estimate	\$9.00	Next Fiscal Year Estimate	\$7.45
Jan2018	\$6.84	Jan2018	\$6.29
Jan2017	\$6.79	Jan2017	\$5.78
Jan2016	\$6.89	Jan2016	\$5.08
Jan2015	\$5.27	Jan2015	\$3.95
Jan2014	\$1.74	Jan2014	\$3.21
Jan2013	\$5.87	Jan2013	\$3.74
Jan2012	\$3.78	Jan2012	\$2.72
Jan2011	\$0.81	Jan2011	\$2.31
Jan2010	\$3.08	Jan2010	\$2.97
Jan2009	\$3.08	Jan2009	\$2.73
Jan2008	\$3.21	Jan2008	\$2.28
Jan2007	\$2.64	Jan2007	\$1.65
Jan2006	\$1.85	Jan2006	\$1.05
Jan2005	\$1.14	Jan2005	\$0.67
Jan2004	-\$0.18	Jan2004	\$0.49
Jan2003	\$1.08	Jan2003	\$0.79
Jan2002	\$0.38	<b>Balance Sheet Information 1/1/2018</b>	
Jan2001	\$1.10	Total Current Assets	\$3,030,800,000
Jan2000	\$0.62	Total Current Liabilities	\$1,871,600,000
Jan1999	\$0.43	Long-Term Debt	\$3,061,300,000
		Total Assets	\$11,885,700,000
		Intangible Assets	\$7,561,300,000
		Total Liabilities	\$6,349,300,000
		Shares Outstanding (Diluted Average)	78,300,000





**Disclaimer:**

This valuation is not investment advice. Anyone who is considering making an investment decision should speak to a registered investment advisor.

The author did not hold a position in any company mentioned in this article at the time of publication and had no intention of changing those holdings within the next 72 hours.

**Recommended Reading:**

- Other ModernGraham posts about the company**
- [15 Best Stocks for Value Investors This Week – 1/14/17](#)
  - [PVH Corp Valuation – January 2017 \\$PVH](#)
  - [15 Best Undervalued Stocks of the Week – 8/20/16](#)
  - [PVH Corp Valuation – August 2016 \\$PVH](#)
  - [27 Companies in the Spotlight This Week – 4/4/15](#)

- Other ModernGraham posts about related companies**
- [VF Corp Valuation – April 2018 \\$VFC](#)
  - [Michael Kors Holdings Ltd Valuation – March 2018 \\$KORS](#)
  - [Foot Locker Inc Valuation – March 2018 \\$FL](#)
  - [Under Armour Inc Valuation – March 2018 \\$UA](#)
  - [Hanesbrands Inc Valuation – March 2018 \\$HBI](#)
  - [L Brands Inc Valuation – March 2018 \\$LB](#)
  - [Nike Inc Valuation – February 2018 \\$NKE](#)
  - [Nike Inc Valuation – July 2017 \\$NKE](#)
  - [Deckers Outdoor Corp Valuation – Initial Coverage \\$DECK](#)
  - [Ralph Lauren Corp Valuation – April 2017 \\$RL](#)