

# ModernGraham Valuation

Company Name:

Eversource Energy

Company Ticker ES

Date of Analysis

6/25/2018



## Stage 1: Is this company suitable for the Defensive Investor or the Enterprising Investor?

*Defensive Investor; must pass 6 out of the following 7 tests.*

1. Adequate Size of the Enterprise	Market Cap > \$2Bil	\$18,274,694,610	Pass
2. Sufficiently Strong Financial Condition	Current Ratio > 2	0.68	Fail
3. Earnings Stability	Positive EPS for 10 years prior		Pass
4. Dividend Record	Dividend Payments for 10 years prior		Pass
	Increase of 33% in EPS in past 10 years using 3 year averages at beginning and end	46.84%	Pass
5. Earnings Growth			
6. Moderate PEmg Ratio	PEmg < 20	18.91	Pass
7. Moderate Price to Assets	PB Ratio < 2.5 OR PB*PEmg < 50	1.63	Pass

*Enterprising Investor; must pass 4 out of the following 5 tests, or be suitable for the Defensive Investor.*

1. Sufficiently Strong Financial Condition	Current Ratio > 1.5	0.68	Fail
2. Sufficiently Strong Financial Condition	Debt to NCA < 1.1	-9.07	Fail
3. Earnings Stability	Positive EPS for 5 years prior		Pass
4. Dividend Record	Currently Pays Dividend		Pass
5. Earnings Growth	EPSmg greater than 5 years ago		Pass
	Score		

### Suitability

<b>Defensive</b>	<b>Yes</b>
<b>Enterprising</b>	<b>Yes</b>

## Stage 2: Determination of Intrinsic Value

EPSmg	\$3.03
MG Growth Estimate	4.40%
<b>MG Value</b>	<b>\$52.43</b>
MG Value based on 3% Growth	\$43.95
MG Value based on 0% Growth	\$25.77
Market Implied Growth Rate	5.21%

### MG Opinion

Current Price	\$57.33
% of Intrinsic Value	109.34%
<b>Opinion</b>	<b>Fairly Valued</b>
<b>MG Grade</b>	<b>A-</b>

## Stage 3: Information for Further Research

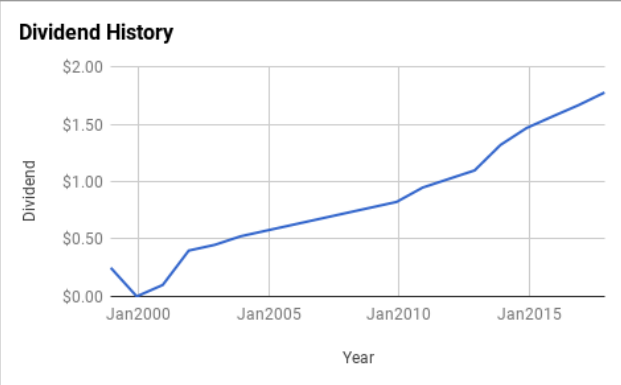
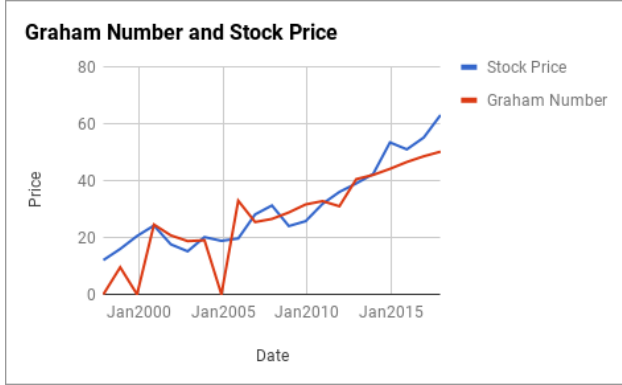
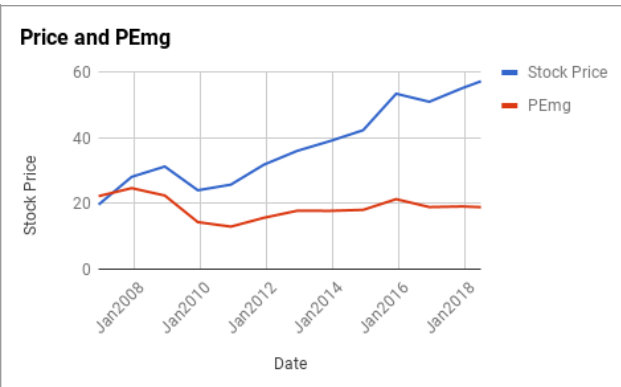
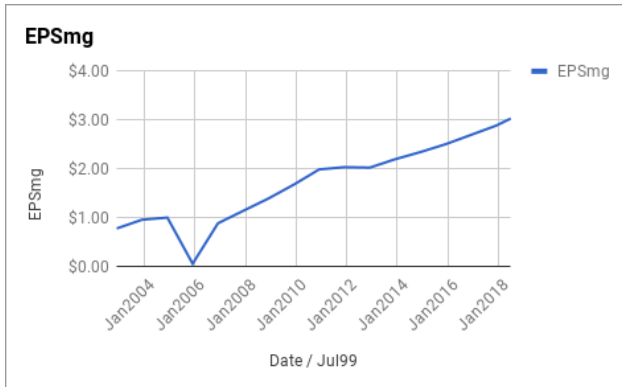
Net Current Asset Value (NCAV)	-\$72.60
Graham Number	\$50.27
PEmg	18.91
Current Ratio	0.68
PB Ratio	1.63
Current Dividend	\$1.90
Dividend Yield	3.31%
Number of Consecutive Years of Dividend Growth	20

### Useful Links:

<a href="#">ModernGraham tagged articles</a>	<a href="#">Morningstar</a>
<a href="#">Google Finance</a>	<a href="#">MSN Money</a>
<a href="#">Yahoo Finance</a>	<a href="#">Seeking Alpha</a>
<a href="#">GuruFocus</a>	<a href="#">SEC Filings</a>

EPS History		EPSmg History	
Next Fiscal Year Estimate	\$3.21	Next Fiscal Year Estimate	\$3.03
Dec2017	\$3.11	Dec2017	\$2.89
Dec2016	\$2.96	Dec2016	\$2.70
Dec2015	\$2.76	Dec2015	\$2.51
Dec2014	\$2.58	Dec2014	\$2.34
Dec2013	\$2.49	Dec2013	\$2.20
Dec2012	\$1.89	Dec2012	\$2.03
Dec2011	\$2.22	Dec2011	\$2.03
Dec2010	\$2.19	Dec2010	\$1.99
Dec2009	\$1.91	Dec2009	\$1.68
Dec2008	\$1.67	Dec2008	\$1.39
Dec2007	\$1.59	Dec2007	\$1.14
Dec2006	\$3.05	Dec2006	\$0.88
Dec2005	-\$1.93	Dec2005	\$0.05
Dec2004	\$0.91	Dec2004	\$1.00
Dec2003	\$0.91	Dec2003	\$0.96
Dec2002	\$1.18	Dec2002	\$0.78
Dec2001	\$1.74	<b>Balance Sheet Information</b>	<b>3/1/2018</b>
Dec2000	-\$0.20	Total Current Assets	\$2,771,436,000
Dec1999	\$0.26	Total Current Liabilities	\$4,096,018,000
Dec1998	-\$1.12	Long-Term Debt	\$12,015,992,000
		Total Assets	\$37,039,983,000
		Intangible Assets	\$4,427,266,000
		Total Liabilities	\$25,856,269,000
		Shares Outstanding (Diluted Average)	317,993,000





Disclaimer:

This valuation is not investment advice. Anyone who is considering making an investment decision should speak to a registered investment advisor.

The author did not hold a position in any company mentioned in this article at the time of publication and had no intention of changing those holdings within the next 72 hours.

### Recommended Reading:

Other ModernGraham posts about the company

- [Eversource Energy Valuation – July 2017 \\$ES](#)
- [Eversource Energy Valuation – August 2016 \\$ES](#)
- [Eversource Energy Analysis – Initial Coverage \\$ES](#)

Other ModernGraham posts about related companies

- [Entergy Corp Valuation – June 2018 \\$ETR](#)
- [Pinnacle West Capital Corp Valuation – June 2018 \\$PNW](#)
- [NiSource Inc Valuation – June 2018 \\$NI](#)
- [American Electric Power Co Valuation – June 2018 \\$AEP](#)
- [American Water Works Co Inc Valuation – June 2018 \\$AWK](#)
- [Alliant Energy Corp Valuation – June 2018 \\$LNT](#)
- [Consolidated Edison Inc Valuation – June 2018 \\$ED](#)
- [Duke Energy Corp Valuation – May 2018 \\$DUK](#)
- [Semptra Energy Valuation – May 2018 \\$SRE](#)
- [Ameren Corp Valuation – May 2018 \\$AEE](#)