

# ModernGraham Valuation

Company Name:

Cohu, Inc.

Company Ticker COHU

Date of Analysis

8/4/2018



## Stage 1: Is this company suitable for the Defensive Investor or the Enterprising Investor?

*Defensive Investor; must pass 6 out of the following 7 tests.*

1. Adequate Size of the Enterprise	Market Cap > \$2Bil	\$763,168,625	Fail
2. Sufficiently Strong Financial Condition	Current Ratio > 2	3.81	Pass
3. Earnings Stability	Positive EPS for 10 years prior		Fail
4. Dividend Record	Dividend Payments for 10 years prior		Pass
	Increase of 33% in EPS in past 10 years using 3 year averages at beginning and end	552.17%	Pass
5. Earnings Growth			
6. Moderate PEmg Ratio	PEmg < 20	28.19	Fail
7. Moderate Price to Assets	PB Ratio < 2.5 OR PB*PEmg < 50	2.60	Fail

*Enterprising Investor; must pass 4 out of the following 5 tests, or be suitable for the Defensive Investor.*

1. Sufficiently Strong Financial Condition	Current Ratio > 1.5	3.81	Pass
2. Sufficiently Strong Financial Condition	Debt to NCA < 1.1	0.02	Pass
3. Earnings Stability	Positive EPS for 5 years prior		Pass
4. Dividend Record	Currently Pays Dividend		Pass
5. Earnings Growth	EPSmg greater than 5 years ago		Pass
	Score		

### Suitability

<b>Defensive</b>	<b>No</b>
<b>Enterprising</b>	<b>Yes</b>

## Stage 2: Determination of Intrinsic Value

EPSmg	\$0.93
MG Growth Estimate	15.00%
<b>MG Value</b>	<b>\$35.91</b>
MG Value based on 3% Growth	\$13.52
MG Value based on 0% Growth	\$7.93
Market Implied Growth Rate	9.84%

### MG Opinion

Current Price	\$26.29
% of Intrinsic Value	73.22%
<b>Opinion</b>	<b>Undervalued</b>
<b>MG Grade</b>	<b>B-</b>

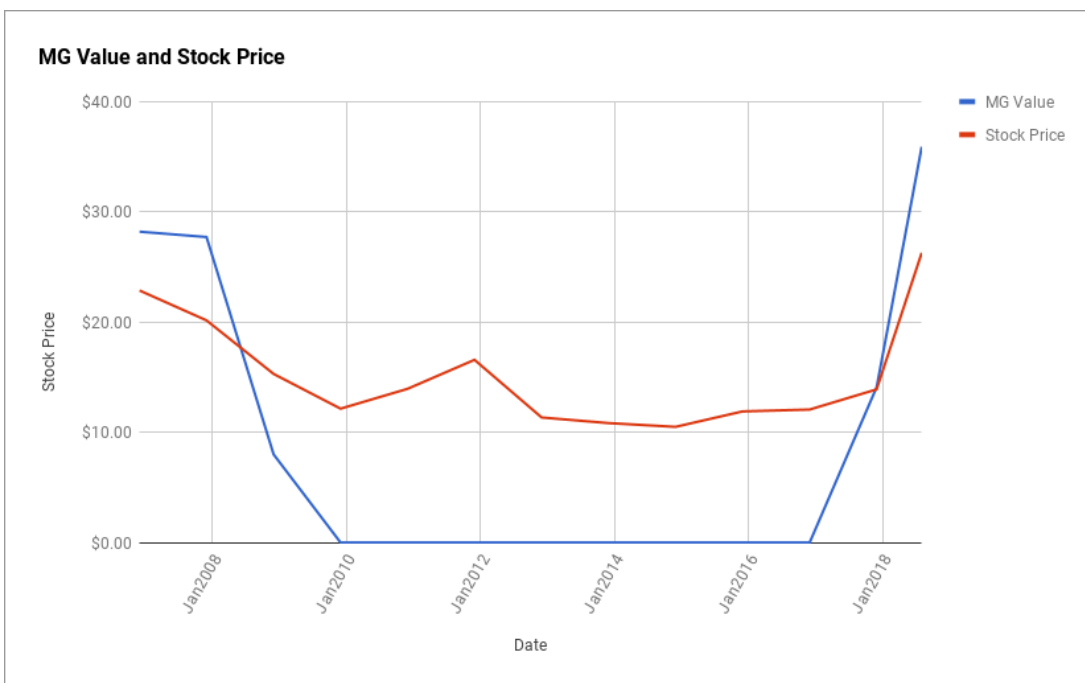
## Stage 3: Information for Further Research

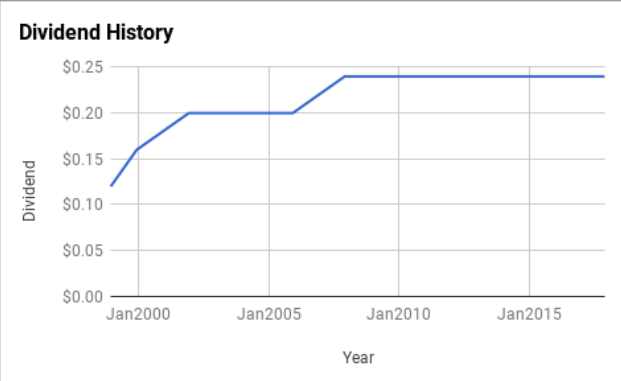
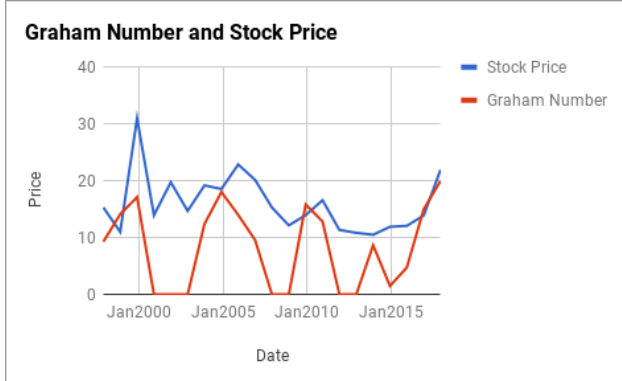
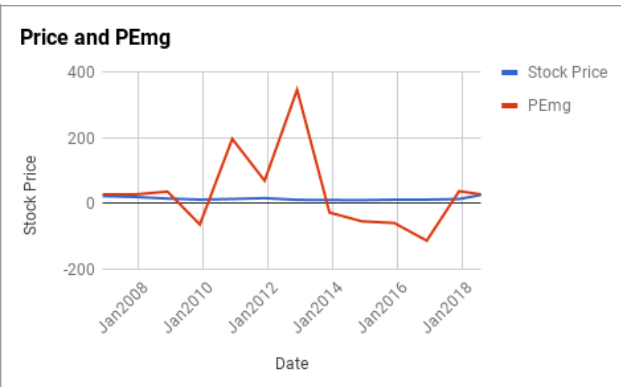
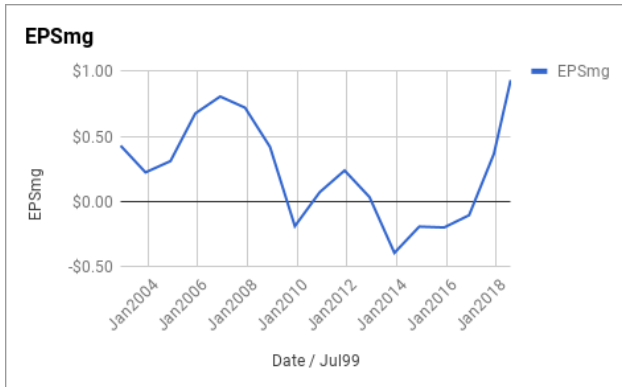
Net Current Asset Value (NCAV)	\$5.86
Graham Number	\$19.99
PEmg	28.19
Current Ratio	3.81
PB Ratio	2.60
Current Dividend	\$0.24
Dividend Yield	0.91%
Number of Consecutive Years of Dividend Growth	0

### Useful Links:

<a href="#">ModernGraham tagged articles</a>	<a href="#">Morningstar</a>
<a href="#">Google Finance</a>	<a href="#">MSN Money</a>
<a href="#">Yahoo Finance</a>	<a href="#">Seeking Alpha</a>
<a href="#">GuruFocus</a>	<a href="#">SEC Filings</a>

EPS History		EPSmg History	
Next Fiscal Year Estimate	\$1.75	Next Fiscal Year Estimate	\$0.93
Dec2017	\$1.14	Dec2017	\$0.37
Dec2016	\$0.11	Dec2016	-\$0.11
Dec2015	\$0.01	Dec2015	-\$0.20
Dec2014	\$0.33	Dec2014	-\$0.19
Dec2013	-\$1.34	Dec2013	-\$0.40
Dec2012	-\$0.50	Dec2012	\$0.03
Dec2011	\$0.64	Dec2011	\$0.24
Dec2010	\$1.02	Dec2010	\$0.07
Dec2009	-\$1.20	Dec2009	-\$0.19
Dec2008	-\$0.23	Dec2008	\$0.42
Dec2007	\$0.34	Dec2007	\$0.72
Dec2006	\$0.77	Dec2006	\$0.81
Dec2005	\$1.50	Dec2005	\$0.68
Dec2004	\$0.76	Dec2004	\$0.31
Dec2003	\$0.00	Dec2003	\$0.22
Dec2002	-\$0.04	Dec2002	\$0.43
Dec2001	-\$0.32	<b>Balance Sheet Information 3/1/2018</b>	
Dec2000	\$1.60	Total Current Assets	\$297,506,000
Dec1999	\$1.26	Total Current Liabilities	\$78,151,000
Dec1998	\$0.58	Long-Term Debt	\$4,547,000
		Total Assets	\$422,718,000
		Intangible Assets	\$82,915,000
		Total Liabilities	\$124,366,000
		Shares Outstanding (Diluted Average)	29,531,000





**Disclaimer:**

This valuation is not investment advice. Anyone who is considering making an investment decision should speak to a registered investment advisor. The author did not hold a position in any company mentioned in this article at the time of publication and had no intention of changing those holdings within the next 72 hours.

**Recommended Reading:**

**Other ModernGraham posts about the company** [Cohu Inc Valuation – Initial Coverage \\$COHU](#)

**Other ModernGraham posts about related companies** [Teradata Corp Valuation – August 2018 \\$TDC](#)  
[Silicon Laboratories Inc Valuation – August 2018 \\$SLAB](#)  
[Itron Inc Valuation – July 2018 \\$ITRI](#)  
[Celestica Inc Valuation – July 2018 \\$TSE-CLS](#)  
[Ciena Corp Valuation – July 2018 \\$CIEN](#)  
[iRobot Corp Valuation – July 2018 \\$IRBT](#)  
[ScanSource Inc Valuation – July 2018 \\$SCSC](#)  
[Cognex Corp Valuation – July 2018 \\$CGNX](#)  
[Sanmina Corp Valuation – July 2018 \\$SANM](#)  
[II-VI Inc Valuation – July 2018 \\$IIVI](#)