

ModernGraham Valuation

Company Name:

A. O. Smith Corp

Company Ticker AOS

Date of Analysis

1/8/2019



Stage 1: Is this company suitable for the Defensive Investor or the Enterprising Investor?

Defensive Investor; must pass 6 out of the following 7 tests.

1. Adequate Size of the Enterprise	Market Cap > \$2Bil	\$6,620,378,658	Pass
2. Sufficiently Strong Financial Condition	Current Ratio > 2	2.16	Pass
3. Earnings Stability	Positive EPS for 10 years prior		Pass
4. Dividend Record	Dividend Payments for 10 years prior		Pass
5. Earnings Growth	Increase of 33% in EPS in past 10 years using 3 year averages at beginning and end	114.11%	Pass
6. Moderate PEmg Ratio	PEmg < 20	23.59	Fail
7. Moderate Price to Assets	PB Ratio < 2.5 OR PB*PEmg < 50	4.51	Fail

Enterprising Investor; must pass 4 out of the following 5 tests, or be suitable for the Defensive Investor.

1. Sufficiently Strong Financial Condition	Current Ratio > 1.5	2.16	Pass
2. Sufficiently Strong Financial Condition	Debt to NCA < 1.1	0.22	Pass
3. Earnings Stability	Positive EPS for 5 years prior		Pass
4. Dividend Record	Currently Pays Dividend		Pass
5. Earnings Growth	EPSmg greater than 5 years ago		Pass
	Score		

Suitability

Defensive	No
Enterprising	Yes

Stage 2: Determination of Intrinsic Value

EPSmg	\$1.95
MG Growth Estimate	12.75%
MG Value	\$66.31
MG Value based on 3% Growth	\$28.28
MG Value based on 0% Growth	\$16.58
Market Implied Growth Rate	7.55%

MG Opinion

Current Price	\$46.01
% of Intrinsic Value	69.39%
Opinion	Undervalued
MG Grade	B+

Stage 3: Information for Further Research

Net Current Asset Value (NCAV)	\$1.92
Graham Number	\$23.34
PEmg	23.59
Current Ratio	2.16
PB Ratio	4.51
Current Dividend	\$0.56
Dividend Yield	1.22%
Number of Consecutive Years of Dividend Growth	20

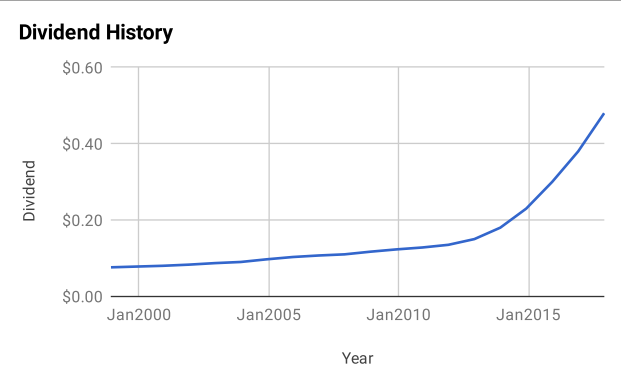
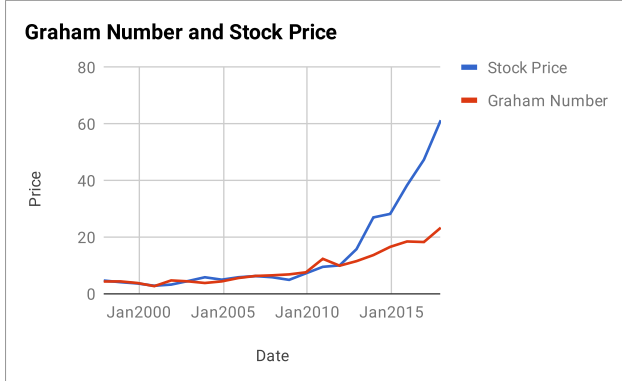
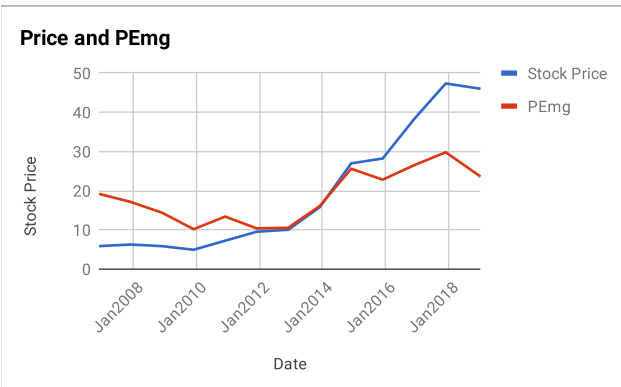
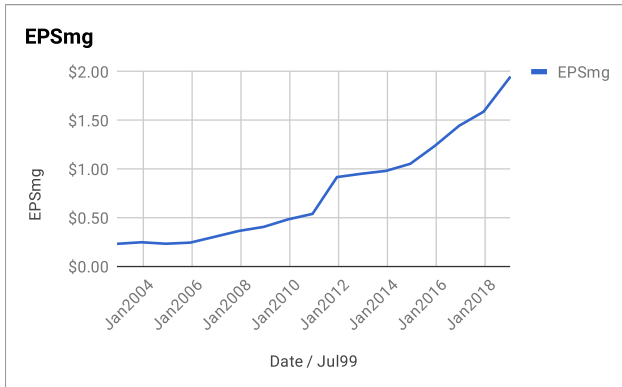
Useful Links:

[ModernGraham tagged articles](#)
[Google Finance](#)
[Yahoo Finance](#)
[GuruFocus](#)

[Morningstar](#)
[MSN Money](#)
[Seeking Alpha](#)
[SEC Filings](#)

EPS History		EPSmg History	
Next Fiscal Year Estimate	\$2.52	Next Fiscal Year Estimate	\$1.95
Dec2017	\$1.70	Dec2017	\$1.59
Dec2016	\$1.85	Dec2016	\$1.45
Dec2015	\$1.58	Dec2015	\$1.24
Dec2014	\$1.14	Dec2014	\$1.05
Dec2013	\$0.92	Dec2013	\$0.98
Dec2012	\$0.86	Dec2012	\$0.95
Dec2011	\$1.64	Dec2011	\$0.92
Dec2010	\$0.61	Dec2010	\$0.54
Dec2009	\$0.59	Dec2009	\$0.48
Dec2008	\$0.45	Dec2008	\$0.41
Dec2007	\$0.48	Dec2007	\$0.37
Dec2006	\$0.41	Dec2006	\$0.31
Dec2005	\$0.26	Dec2005	\$0.24
Dec2004	\$0.20	Dec2004	\$0.23
Dec2003	\$0.29	Dec2003	\$0.25
Dec2002	\$0.31	Dec2002	\$0.23
Dec2001	\$0.10	Balance Sheet Information 9/1/2018	
Dec2000	\$0.21	Total Current Assets	\$1,598,700,000
Dec1999	\$0.30	Total Current Liabilities	\$738,900,000
Dec1998	\$0.31	Long-Term Debt	\$193,300,000
		Total Assets	\$3,025,200,000
		Intangible Assets	\$812,600,000
		Total Liabilities	\$1,269,000,000
		Shares Outstanding (Diluted Average)	172,085,000





Disclaimer:

This valuation is not investment advice. Anyone who is considering making an investment decision should speak to a registered investment advisor.

The author did not hold a position in any company mentioned in this article at the time of publication and had no intention of changing those holdings within the next 72 hours.

Recommended Reading:

Other ModernGraham posts about the company

- [A.O. Smith Corp Valuation – March 2018 \\$AOS](#)
- [Best Dividend Paying Stocks for Dividend Growth Investors – August 2017](#)
- [Best Dividend Paying Stocks for Dividend Growth Investors – March 2017](#)
- [Best Dividend Paying Stocks for Dividend Growth Investors – February 2017](#)
- [Best Dividend Paying Stocks for Dividend Growth Investors – January 2017](#)

Other ModernGraham posts about related companies

- [Parker-Hannifin Corp Valuation – January 2019 \\$PH](#)
- [Dover Corp Valuation – January 2019 \\$DOV](#)
- [Caterpillar Inc Valuation – November 2018 \\$CAT](#)
- [Lindsay Corp Valuation – October 2018 \\$LNN](#)
- [Lennox International Inc Valuation – October 2018 \\$LII](#)
- [Standex International Corp Valuation – September 2018 \\$SXI](#)
- [Lincoln Electric Holdings Inc Valuation – August 2018 \\$LECO](#)
- [Regal Beloit Corp Valuation – August 2018 \\$RBC](#)
- [Kennametal Inc Valuation – August 2018 \\$KMT](#)
- [SPX Corp Valuation – August 2018 \\$SPXC](#)