

# ModernGraham Valuation

SBA Communications  
Corporation



## Company Name:

Company Ticker SBAC

Date of Analysis

1/4/2019

## Stage 1: Is this company suitable for the Defensive Investor or the Enterprising Investor?

*Defensive Investor; must pass 6 out of the following 7 tests.*

1. Adequate Size of the Enterprise	Market Cap > \$2Bil	\$18,326,242,846	Pass
2. Sufficiently Strong Financial Condition	Current Ratio > 2	1.23	Fail
3. Earnings Stability	Positive EPS for 10 years prior		Fail
4. Dividend Record	Dividend Payments for 10 years prior		Fail
5. Earnings Growth	Increase of 33% in EPS in past 10 years using 3 year averages at beginning and end	-138.56%	Fail
6. Moderate PEmg Ratio	PEmg < 20	895.24	Fail
7. Moderate Price to Assets	PB Ratio < 2.5 OR PB*PEmg < 50	-6.04	Fail

*Enterprising Investor; must pass 4 out of the following 5 tests, or be suitable for the Defensive Investor.*

1. Sufficiently Strong Financial Condition	Current Ratio > 1.5	1.23	Fail
2. Sufficiently Strong Financial Condition	Debt to NCA < 1.1	156.23	Fail
3. Earnings Stability	Positive EPS for 5 years prior		Fail
4. Dividend Record	Currently Pays Dividend		Fail
5. Earnings Growth	EPSmg greater than 5 years ago Score		Pass

### Suitability

<b>Defensive</b>	<b>No</b>
<b>Enterprising</b>	<b>No</b>

## Stage 2: Determination of Intrinsic Value

EPSmg	\$0.18
MG Growth Estimate	15.00%
<b>MG Value</b>	<b>\$7.03</b>
MG Value based on 3% Growth	\$2.65
MG Value based on 0% Growth	\$1.55
Market Implied Growth Rate	443.37%

### MG Opinion

Current Price	\$163.53
% of Intrinsic Value	2325.29%
<b>Opinion</b>	<b>Overvalued</b>
<b>MG Grade</b>	<b>F</b>

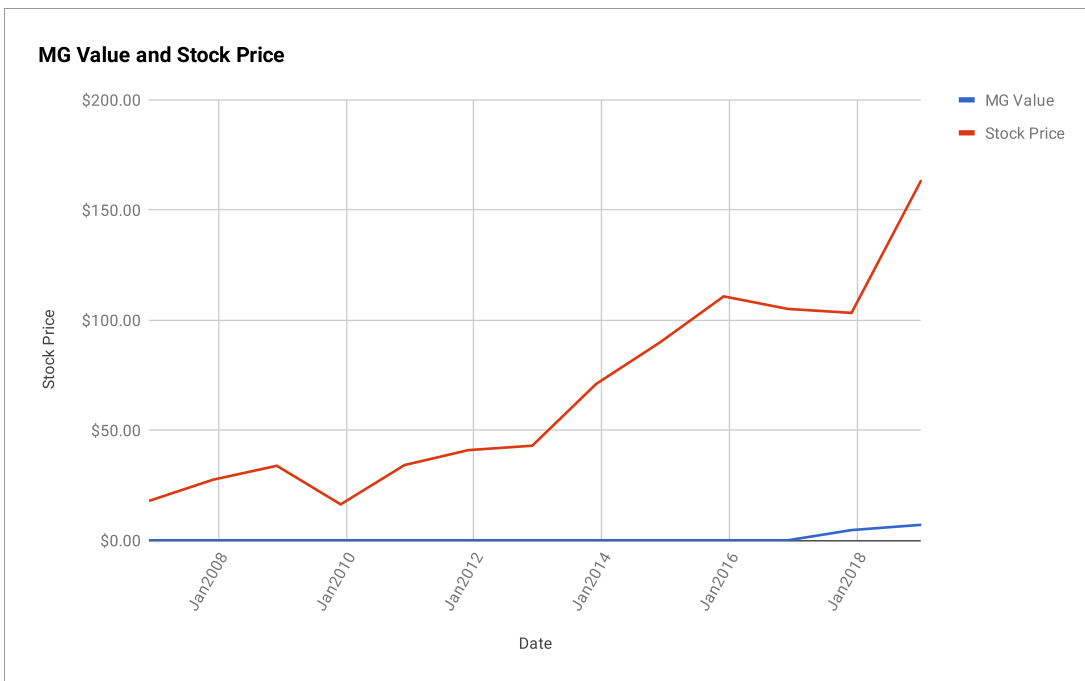
## Stage 3: Information for Further Research

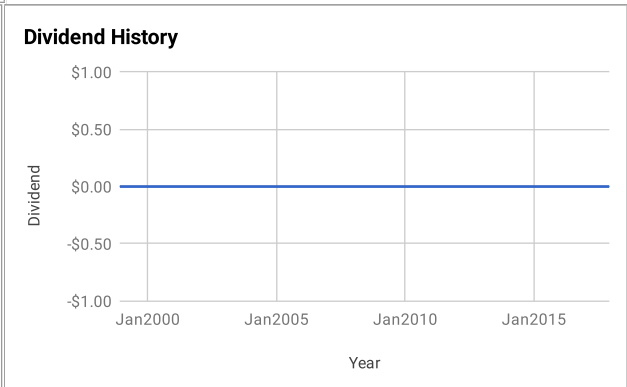
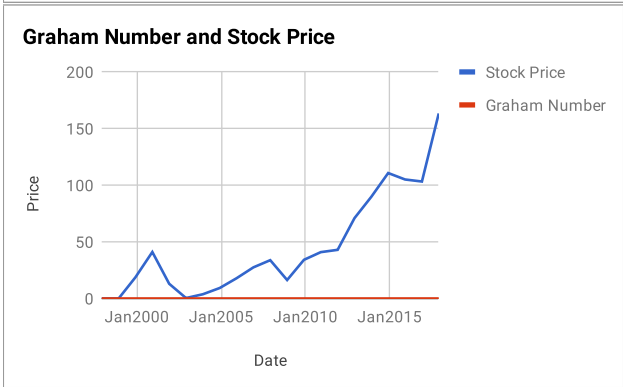
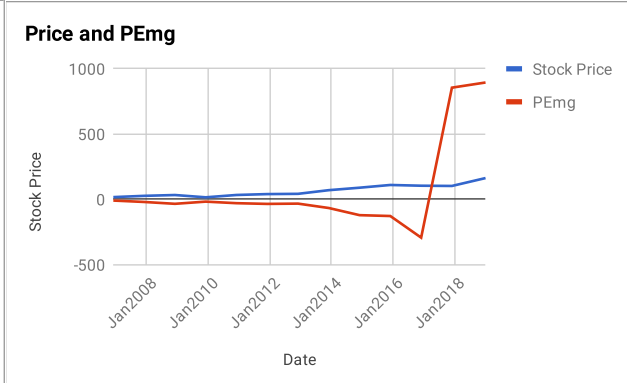
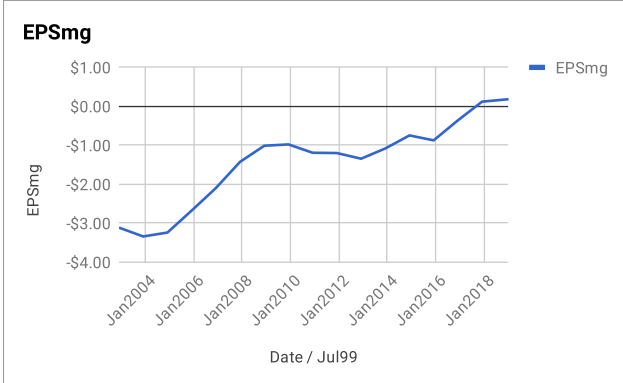
Net Current Asset Value (NCAV)	-\$86.39
Graham Number	\$0.00
PEmg	895.24
Current Ratio	1.23
PB Ratio	-6.04
Current Dividend	\$0.00
Dividend Yield	0.00%
Number of Consecutive Years of Dividend Growth	0

### Useful Links:

<a href="#">ModernGraham tagged articles</a>	<a href="#">Morningstar</a>
<a href="#">Google Finance</a>	<a href="#">MSN Money</a>
<a href="#">Yahoo Finance</a>	<a href="#">Seeking Alpha</a>
<a href="#">GuruFocus</a>	<a href="#">SEC Filings</a>

EPS History		EPSmg History	
Next Fiscal Year Estimate	\$0.08	Next Fiscal Year Estimate	\$0.18
Dec2017	\$0.86	Dec2017	\$0.12
Dec2016	\$0.61	Dec2016	-\$0.36
Dec2015	-\$1.37	Dec2015	-\$0.87
Dec2014	-\$0.19	Dec2014	-\$0.75
Dec2013	-\$0.44	Dec2013	-\$1.08
Dec2012	-\$1.51	Dec2012	-\$1.34
Dec2011	-\$1.14	Dec2011	-\$1.20
Dec2010	-\$1.68	Dec2010	-\$1.19
Dec2009	-\$1.20	Dec2009	-\$0.98
Dec2008	-\$0.61	Dec2008	-\$1.01
Dec2007	-\$0.74	Dec2007	-\$1.43
Dec2006	-\$1.36	Dec2006	-\$2.10
Dec2005	-\$1.28	Dec2005	-\$2.68
Dec2004	-\$2.52	Dec2004	-\$3.24
Dec2003	-\$3.36	Dec2003	-\$3.34
Dec2002	-\$5.29	Dec2002	-\$3.11
Dec2001	-\$2.99	<b>Balance Sheet Information 9/1/2018</b>	
Dec2000	-\$0.70	Total Current Assets	\$327,663,000
Dec1999	-\$1.77	Total Current Liabilities	\$265,512,000
Dec1998	-\$2.64	Long-Term Debt	\$9,710,145,000
		Total Assets	\$7,213,823,000
		Intangible Assets	\$3,387,955,000
		Total Liabilities	\$10,358,906,000
		Shares Outstanding (Diluted Average)	116,114,000





**Disclaimer:**

This valuation is not investment advice. Anyone who is considering making an investment decision should speak to a registered investment advisor. The author did not hold a position in any company mentioned in this article at the time of publication and had no intention of changing those holdings within the next 72 hours.

**Recommended Reading:**

**Other ModernGraham posts about the company** [SBA Communications Corp Valuation – Initial Coverage \\$SBAC](#)

**Other ModernGraham posts about related companies** [Harris Corp Valuation – December 2018 \\$HRS](#)  
[Verizon Communications Inc Valuation – November 2018 \\$VZ](#)  
[Lumentum Holdings Inc Valuation – October 2018 \\$LITE](#)  
[Windstream Holdings Inc Valuation – September 2018 \\$WIN](#)  
[Sierra Wireless Inc Valuation – September 2018 \\$TSE:SW](#)  
[Frontier Communications Corp Valuation – August 2018 \\$FTR](#)  
[Consolidated Communications Holdings Inc Valuation – August 2018 \\$CNLS](#)  
[Comtech Telecommunications Corp Valuation – August 2018 \\$CMTL](#)  
[Shaw Communications Inc Valuation – July 2018 \\$TSE:SJR.B](#)  
[ARRIS International PLC Valuation – July 2018 \\$ARRS](#)