

ModernGraham Valuation

Company Name:

Ball Corporation

Company Ticker BLL

Date of Analysis

2/21/2019



Stage 1: Is this company suitable for the Defensive Investor or the Enterprising Investor?

Defensive Investor; must pass 6 out of the following 7 tests.

1. Adequate Size of the Enterprise	Market Cap > \$2Bil	\$18,465,563,018	Pass
2. Sufficiently Strong Financial Condition	Current Ratio > 2	0.96	Fail
3. Earnings Stability	Positive EPS for 10 years prior		Pass
4. Dividend Record	Dividend Payments for 10 years prior		Pass
	Increase of 33% in EPS in past 10 years using 3 year averages at beginning and end	20.83%	Fail
5. Earnings Growth	PEmg < 20	36.45	Fail
6. Moderate PEmg Ratio	PB Ratio < 2.5 OR PB*PEmg < 50	5.30	Fail
7. Moderate Price to Assets			

Enterprising Investor; must pass 4 out of the following 5 tests, or be suitable for the Defensive Investor.

1. Sufficiently Strong Financial Condition	Current Ratio > 1.5	0.96	Fail
2. Sufficiently Strong Financial Condition	Debt to NCA < 1.1	-42.00	Fail
3. Earnings Stability	Positive EPS for 5 years prior		Pass
4. Dividend Record	Currently Pays Dividend		Pass
5. Earnings Growth	EPSmg greater than 5 years ago Score		Pass

Suitability

Defensive	No
Enterprising	No

Stage 2: Determination of Intrinsic Value

EPSmg	\$1.50
MG Growth Estimate	2.25%
MG Value	\$19.42
MG Value based on 3% Growth	\$21.68
MG Value based on 0% Growth	\$12.71
Market Implied Growth Rate	13.97%

MG Opinion

Current Price	\$54.50
% of Intrinsic Value	280.58%
Opinion	Overvalued
MG Grade	F

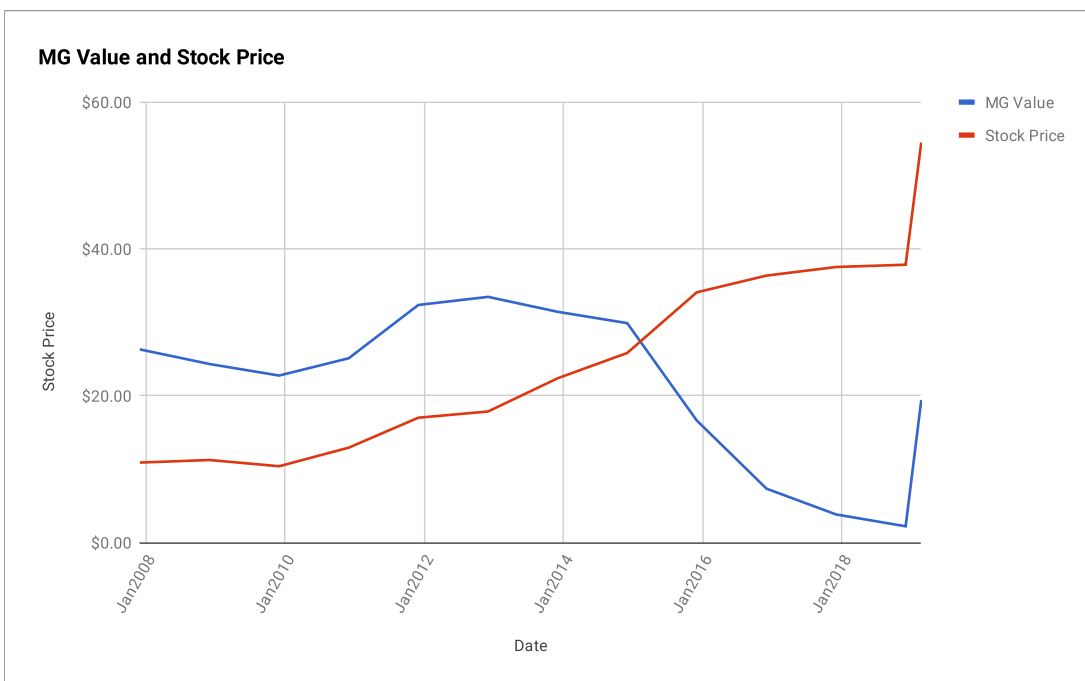
Stage 3: Information for Further Research

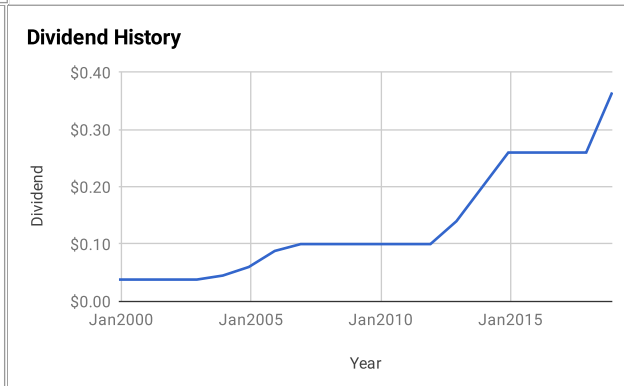
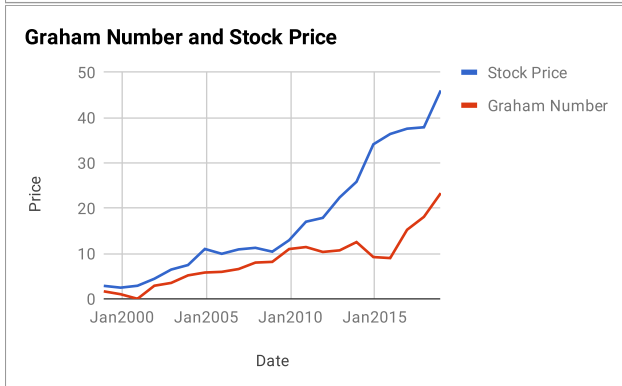
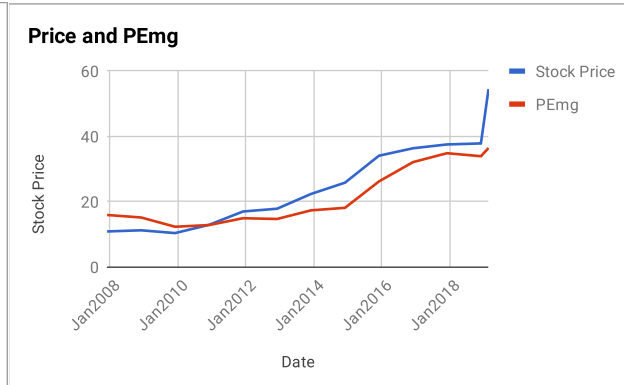
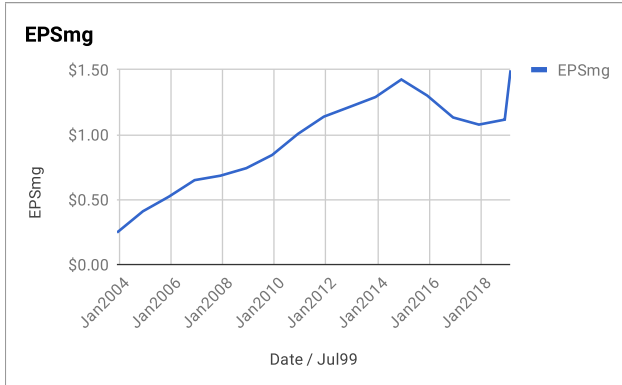
Net Current Asset Value (NCAV)	-\$26.14
Graham Number	\$23.31
PEmg	36.45
Current Ratio	0.96
PB Ratio	5.30
Current Dividend	\$0.40
Dividend Yield	0.73%
Number of Consecutive Years of Dividend Growth	2

Useful Links:

ModernGraham tagged articles	Morningstar
Google Finance	MSN Money
Yahoo Finance	Seeking Alpha
GuruFocus	SEC Filings

EPS History		EPSmg History	
Next Fiscal Year Estimate		Next Fiscal Year Estimate	
	\$2.30		\$1.50
Dec2018	\$1.29	Dec2018	\$1.12
Dec2017	\$1.05	Dec2017	\$1.08
Dec2016	\$0.81	Dec2016	\$1.13
Dec2015	\$1.00	Dec2015	\$1.30
Dec2014	\$1.65	Dec2014	\$1.42
Dec2013	\$1.37	Dec2013	\$1.29
Dec2012	\$1.25	Dec2012	\$1.21
Dec2011	\$1.32	Dec2011	\$1.14
Dec2010	\$1.28	Dec2010	\$1.01
Dec2009	\$1.02	Dec2009	\$0.84
Dec2008	\$0.83	Dec2008	\$0.74
Dec2007	\$0.69	Dec2007	\$0.68
Dec2006	\$0.79	Dec2006	\$0.65
Dec2005	\$0.62	Dec2005	\$0.52
Dec2004	\$0.66	Dec2004	\$0.41
Dec2003	\$0.50	Dec2003	\$0.25
Dec2002	\$0.34	Balance Sheet Information	
Dec2001	-\$0.12	12/1/2018	
Dec2000	\$0.03	Total Current Assets	\$3,940,000,000
Dec1999	\$0.10	Total Current Liabilities	\$4,095,000,000
		Long-Term Debt	\$6,510,000,000
		Total Assets	\$16,554,000,000
		Intangible Assets	\$6,663,000,000
		Total Liabilities	\$12,992,000,000
		Shares Outstanding (Diluted Average)	346,274,000





Disclaimer:

This valuation is not investment advice. Anyone who is considering making an investment decision should speak to a registered investment advisor.

The author did not hold a position in any company mentioned in this article at the time of publication and had no intention of changing those holdings within the next 72 hours.

Recommended Reading:

Other
ModernGraham
posts about the
company

[Ball Corporation Valuation – April 2018 \\$BLL](#)
[Ball Corporation Valuation – December 2016 \\$BLL](#)
[Ball Corporation Analysis – 2015 Update \\$BLL](#)
[19 Companies in the Spotlight This Week – 8/9/14](#)
[Ball Corporation Annual Valuation – 2014 \\$BLL](#)

Other
ModernGraham
posts about related
companies

[Westrock Co Valuation – February 2019 \\$WRK](#)
[Sealed Air Corp Valuation – February 2019 \\$SEE](#)
[Packaging Corp of America Valuation – January 2019 \\$PKG](#)
[Schweitzer-Mauduit International Inc Valuation – September 2018 \\$SWM](#)
[KapStone Paper and Packaging Corp Valuation – August 2018 \\$KS](#)
[Sonoco Products Co Valuation – August 2018 \\$SON](#)
[Silgan Holdings Inc Valuation – August 2018 \\$SLGN](#)
[Clearwater Paper Corp Valuation – July 2018 \\$CLW](#)
[Intertape Polymer Group Valuation – July 2018 \\$TSE-ITP](#)
[Bemis Co Inc Valuation – June 2018 \\$BMS](#)