

ModernGraham Valuation

Company Name:

American Tower Corp

Company Ticker AMT

Date of Analysis

3/15/2019



Stage 1: Is this company suitable for the Defensive Investor or the Enterprising Investor?

Defensive Investor; must pass 6 out of the following 7 tests.

1. Adequate Size of the Enterprise	Market Cap > \$2Bil	\$83,140,713,988	Pass
2. Sufficiently Strong Financial Condition	Current Ratio > 2	0.51	Fail
3. Earnings Stability	Positive EPS for 10 years prior		Pass
4. Dividend Record	Dividend Payments for 10 years prior		Fail
	Increase of 33% in EPS in past 10 years using 3 year averages at beginning and end	149.29%	Pass
5. Earnings Growth			
6. Moderate PEmg Ratio	PEmg < 20	68.93	Fail
7. Moderate Price to Assets	PB Ratio < 2.5 OR PB*PEmg < 50	14.20	Fail

Enterprising Investor; must pass 4 out of the following 5 tests, or be suitable for the Defensive Investor.

1. Sufficiently Strong Financial Condition	Current Ratio > 1.5	0.51	Fail
2. Sufficiently Strong Financial Condition	Debt to NCA < 1.1	-7.99	Fail
3. Earnings Stability	Positive EPS for 5 years prior		Pass
4. Dividend Record	Currently Pays Dividend		Pass
5. Earnings Growth	EPSmg greater than 5 years ago		Pass
	Score		

Suitability

Defensive	No
Enterprising	No

Stage 2: Determination of Intrinsic Value

EPSmg	\$2.73
MG Growth Estimate	11.31%
MG Value	\$85.09
MG Value based on 3% Growth	\$39.64
MG Value based on 0% Growth	\$23.24
Market Implied Growth Rate	30.22%

MG Opinion

Current Price	\$188.46
% of Intrinsic Value	221.49%
Opinion	Overvalued
MG Grade	D

Stage 3: Information for Further Research

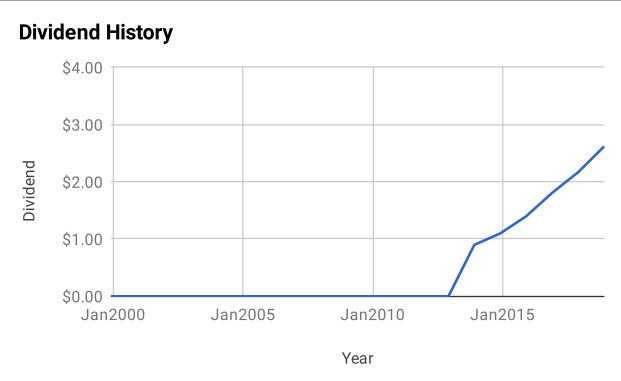
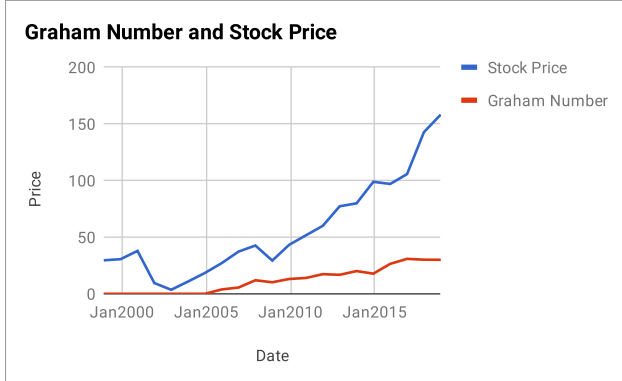
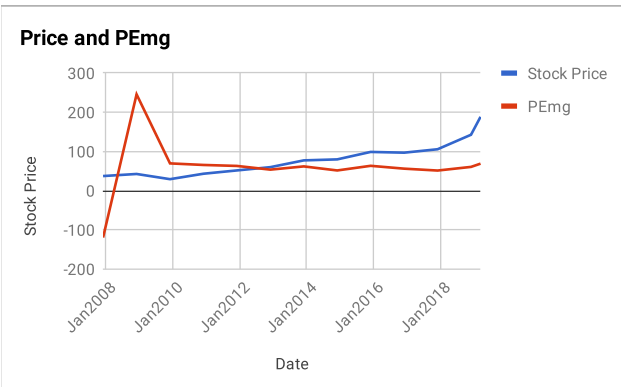
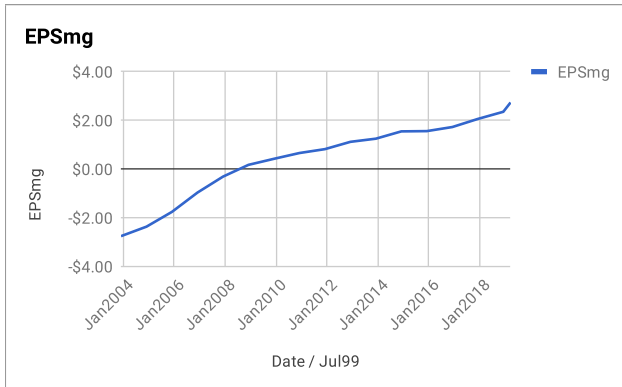
Net Current Asset Value (NCAV)	-\$55.63
Graham Number	\$30.04
PEmg	68.93
Current Ratio	0.51
PB Ratio	14.20
Current Dividend	\$3.15
Dividend Yield	1.67%
Number of Consecutive Years of Dividend Growth	7

Useful Links:

ModernGraham tagged articles	Morningstar
Google Finance	MSN Money
Yahoo Finance	Seeking Alpha
GuruFocus	SEC Filings

EPS History		EPSmg History	
Next Fiscal Year Estimate	\$3.31	Next Fiscal Year Estimate	\$2.73
Dec2018	\$2.77	Dec2018	\$2.35
Dec2017	\$2.67	Dec2017	\$2.06
Dec2016	\$1.98	Dec2016	\$1.73
Dec2015	\$1.41	Dec2015	\$1.56
Dec2014	\$2.00	Dec2014	\$1.55
Dec2013	\$1.38	Dec2013	\$1.25
Dec2012	\$1.60	Dec2012	\$1.12
Dec2011	\$0.99	Dec2011	\$0.82
Dec2010	\$0.92	Dec2010	\$0.66
Dec2009	\$0.61	Dec2009	\$0.42
Dec2008	\$0.84	Dec2008	\$0.17
Dec2007	\$0.13	Dec2007	-\$0.31
Dec2006	\$0.06	Dec2006	-\$0.97
Dec2005	-\$0.60	Dec2005	-\$1.76
Dec2004	-\$1.10	Dec2004	-\$2.36
Dec2003	-\$1.56	Dec2003	-\$2.75
Dec2002	-\$5.95	Balance Sheet Information 12/1/2018	
Dec2001	-\$2.35	Total Current Assets	\$2,385,100,000
Dec2000	-\$1.15	Total Current Liabilities	\$4,689,900,000
Dec1999	-\$0.34	Long-Term Debt	\$18,405,100,000
		Total Assets	\$33,010,400,000
		Intangible Assets	\$16,676,200,000
		Total Liabilities	\$27,110,800,000
		Shares Outstanding (Diluted Average)	444,436,000





Disclaimer:

This valuation is not investment advice. Anyone who is considering making an investment decision should speak to a registered investment advisor. The author did not hold a position in any company mentioned in this article at the time of publication and had no intention of changing those holdings within the next 72 hours.

Recommended Reading:

Other ModernGraham posts about the company

- [American Tower Corp Valuation – June 2018 \\$AMT](#)
- [American Tower Corp Valuation – February 2017 \\$AMT](#)
- [American Tower Corp Valuation – November 2015 Update \\$AMT](#)
- [26 Companies in the Spotlight This Week – 11/22/14](#)
- [American Tower Corporation Annual Valuation – 2014 \\$AMT](#)

Other ModernGraham posts about related companies

- [Charter Communications Inc Valuation – February 2019 \\$CHTR](#)
- [DISH Network Corp Valuation – February 2019 \\$DISH](#)
- [AT&T Inc Valuation – January 2019 \\$T](#)
- [Juniper Networks Inc Valuation – January 2019 \\$JNPR](#)
- [SBA Communications Corp Valuation – January 2019 \\$SBAC](#)
- [Harris Corp Valuation – December 2018 \\$HRS](#)
- [Verizon Communications Inc Valuation – November 2018 \\$VZ](#)
- [Lumentum Holdings Inc Valuation – October 2018 \\$LITE](#)
- [Windstream Holdings Inc Valuation – September 2018 \\$WIN](#)
- [Sierra Wireless Inc Valuation – September 2018 \\$TSE:SW](#)