

ModernGraham Valuation

Micron Technology,
Inc.



Company Name:

Company Ticker MU

Date of Analysis

3/13/2019

Stage 1: Is this company suitable for the Defensive Investor or the Enterprising Investor?

Defensive Investor; must pass 6 out of the following 7 tests.

1. Adequate Size of the Enterprise	Market Cap > \$2Bil	\$43,788,097,359	Pass
2. Sufficiently Strong Financial Condition	Current Ratio > 2	2.90	Pass
3. Earnings Stability	Positive EPS for 10 years prior		Fail
4. Dividend Record	Dividend Payments for 10 years prior		Fail
5. Earnings Growth	Increase of 33% in EPS in past 10 years using 3 year averages at beginning and end	2068.37%	Pass
6. Moderate PEmg Ratio	PEmg < 20	6.67	Pass
7. Moderate Price to Assets	PB Ratio < 2.5 OR PB*PEmg < 50	1.32	Pass

Enterprising Investor; must pass 4 out of the following 5 tests, or be suitable for the Defensive Investor.

1. Sufficiently Strong Financial Condition	Current Ratio > 1.5	2.90	Pass
2. Sufficiently Strong Financial Condition	Debt to NCA < 1.1	0.33	Pass
3. Earnings Stability	Positive EPS for 5 years prior		Fail
4. Dividend Record	Currently Pays Dividend		Fail
5. Earnings Growth	EPSmg greater than 5 years ago Score		Pass

Suitability

Defensive	No
Enterprising	No

Stage 2: Determination of Intrinsic Value

EPSmg	\$5.86
MG Growth Estimate	15.00%
MG Value	\$225.48
MG Value based on 3% Growth	\$84.92
MG Value based on 0% Growth	\$49.78
Market Implied Growth Rate	-0.91%

MG Opinion

Current Price	\$39.07
% of Intrinsic Value	17.33%
Opinion	Undervalued
MG Grade	C+

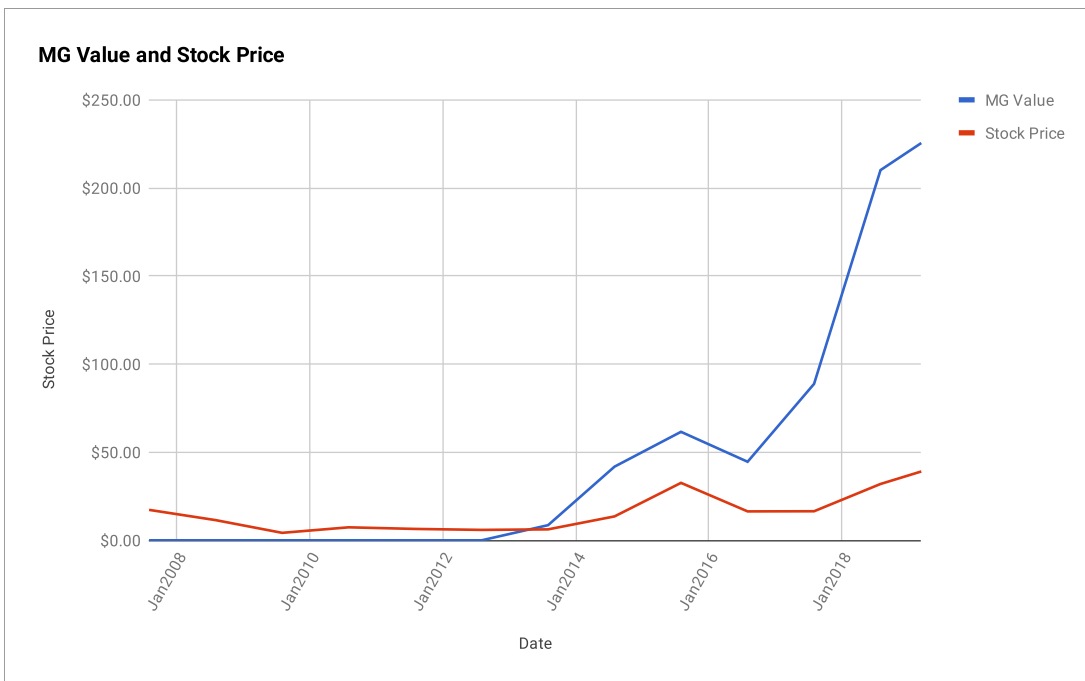
Stage 3: Information for Further Research

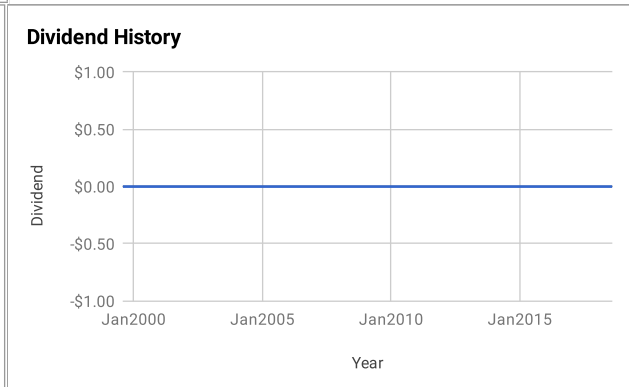
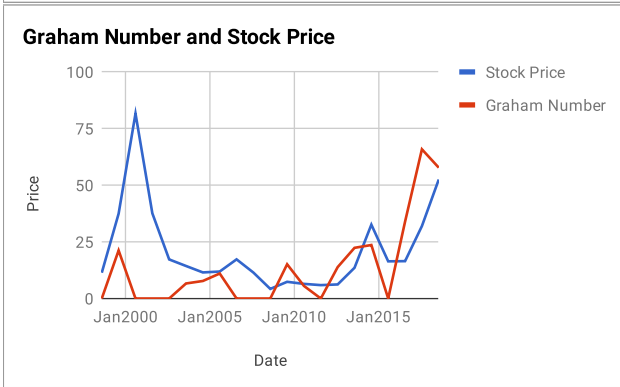
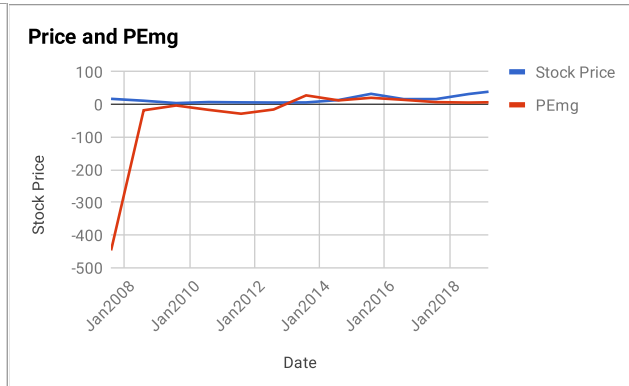
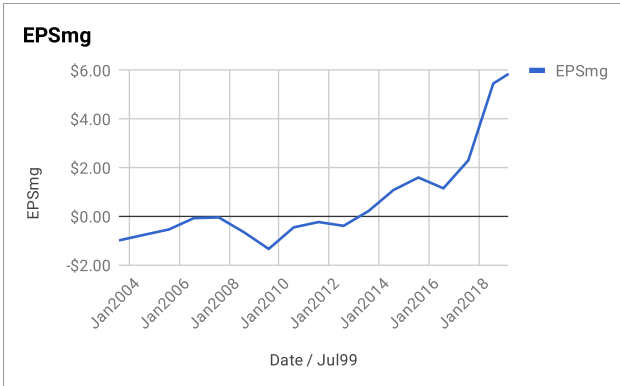
Net Current Asset Value (NCAV)	\$4.41
Graham Number	\$57.76
PEmg	6.67
Current Ratio	2.90
PB Ratio	1.32
Current Dividend	\$0.00
Dividend Yield	0.00%
Number of Consecutive Years of Dividend Growth	0

Useful Links:

ModernGraham tagged articles	Morningstar
Google Finance	MSN Money
Yahoo Finance	Seeking Alpha
GuruFocus	SEC Filings

EPS History		EPSmg History	
Next Fiscal Year Estimate	\$5.33	Next Fiscal Year Estimate	\$5.86
Aug2018	\$11.51	Aug2018	\$5.46
Aug2017	\$4.41	Aug2017	\$2.31
Aug2016	-\$0.27	Aug2016	\$1.16
Aug2015	\$2.47	Aug2015	\$1.60
Aug2014	\$2.54	Aug2014	\$1.09
Aug2013	\$1.13	Aug2013	\$0.22
Aug2012	-\$1.04	Aug2012	-\$0.38
Aug2011	\$0.17	Aug2011	-\$0.23
Aug2010	\$1.85	Aug2010	-\$0.45
Aug2009	-\$2.35	Aug2009	-\$1.33
Aug2008	-\$2.10	Aug2008	-\$0.64
Aug2007	-\$0.42	Aug2007	-\$0.04
Aug2006	\$0.57	Aug2006	-\$0.07
Aug2005	\$0.29	Aug2005	-\$0.53
Aug2004	\$0.24	Aug2004	-\$0.75
Aug2003	-\$2.11	Aug2003	-\$0.98
Aug2002	-\$1.51	Balance Sheet Information 11/1/2018	
Aug2001	-\$1.05	Total Current Assets	\$15,039,000,000
Aug2000	\$2.56	Total Current Liabilities	\$5,189,000,000
Aug1999	-\$0.13	Long-Term Debt	\$3,227,000,000
		Total Assets	\$44,595,000,000
		Intangible Assets	\$1,584,000,000
		Total Liabilities	\$9,856,000,000
		Shares Outstanding (Diluted Average)	1,174,000,000





Disclaimer:

This valuation is not investment advice. Anyone who is considering making an investment decision should speak to a registered investment advisor. The author did not hold a position in any company mentioned in this article at the time of publication and had no intention of changing those holdings within the next 72 hours.

Recommended Reading:

- Other ModernGraham posts about the company**
- [Micron Technology Inc Valuation – May 2018 \\$MU](#)
 - [Micron Technology Inc Valuation – February 2017 \\$MU](#)
 - [Micron Technology Inc. Valuation – November 2015 Update \\$MU](#)
 - [30 Companies in the Spotlight This Week – 11/15/14](#)
 - [Micron Technology Inc. Annual Valuation – 2014 \\$MU](#)

- Other ModernGraham posts about related companies**
- [Amphenol Corp Valuation – March 2019 #APH](#)
 - [Xilinx Inc Valuation – March 2019 #XLNX](#)
 - [Western Digital Corp Valuation – March 2019 #WDC](#)
 - [Texas Instruments Inc Valuation – March 2019 #TXN](#)
 - [Qualcomm Inc Valuation – March 2019 #QCOM](#)
 - [Ametek Inc Valuation – March 2019 #AME](#)
 - [Advanced Micro Devices Inc Valuation – February 2019 \\$AMD](#)
 - [Qorvo Inc Valuation – February 2019 \\$QRVO](#)
 - [FLIR Systems Inc Valuation – February 2019 \\$FLIR](#)
 - [NetApp Inc Valuation – February 2019 \\$NTAP](#)