

ModernGraham Valuation

Company Name:

PPL Corp

Company Ticker

PPL

Date of Analysis

3/29/2019



Stage 1: Is this company suitable for the Defensive Investor or the Enterprising Investor?

Defensive Investor; must pass 6 out of the following 7 tests.

1. Adequate Size of the Enterprise	Market Cap > \$2Bil	\$22,788,819,010	Pass
2. Sufficiently Strong Financial Condition	Current Ratio > 2	0.53	Fail
3. Earnings Stability	Positive EPS for 10 years prior		Pass
4. Dividend Record	Dividend Payments for 10 years prior		Pass
	Increase of 33% in EPS in past 10 years using 3 year averages at beginning and end	-11.38%	Fail
5. Earnings Growth			
6. Moderate PEmg Ratio	PEmg < 20	14.02	Pass
7. Moderate Price to Assets	PB Ratio < 2.5 OR PB*PEmg < 50	1.97	Pass

Enterprising Investor; must pass 4 out of the following 5 tests, or be suitable for the Defensive Investor.

1. Sufficiently Strong Financial Condition	Current Ratio > 1.5	0.53	Fail
2. Sufficiently Strong Financial Condition	Debt to NCA < 1.1	-9.42	Fail
3. Earnings Stability	Positive EPS for 5 years prior		Pass
4. Dividend Record	Currently Pays Dividend		Pass
5. Earnings Growth	EPSmg greater than 5 years ago Score		Pass

Suitability

Defensive	No
Enterprising	No

Stage 2: Determination of Intrinsic Value

EPSmg	\$2.26
MG Growth Estimate	2.70%
MG Value	\$31.35
MG Value based on 3% Growth	\$32.70
MG Value based on 0% Growth	\$19.17
Market Implied Growth Rate	2.76%

MG Opinion

Current Price	\$31.62
% of Intrinsic Value	100.87%
Opinion	Fairly Valued
MG Grade	C-

Stage 3: Information for Further Research

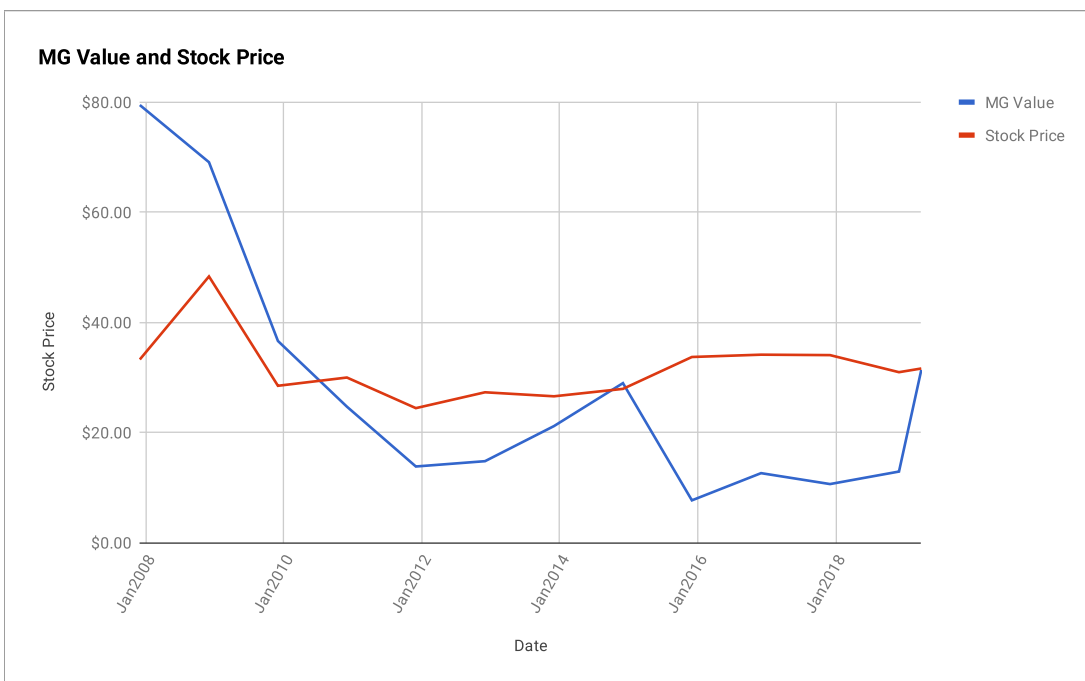
Net Current Asset Value (NCAV)	-\$40.28
Graham Number	\$29.56
PEmg	14.02
Current Ratio	0.53
PB Ratio	1.97
Current Dividend	\$1.64
Dividend Yield	5.19%
Number of Consecutive Years of Dividend Growth	7

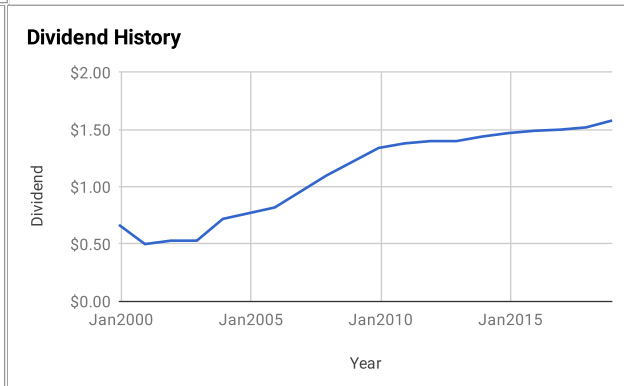
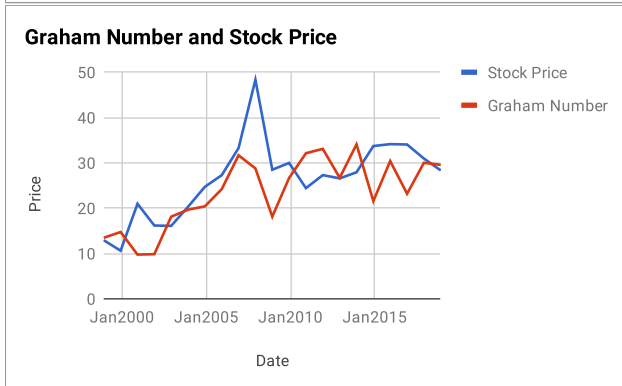
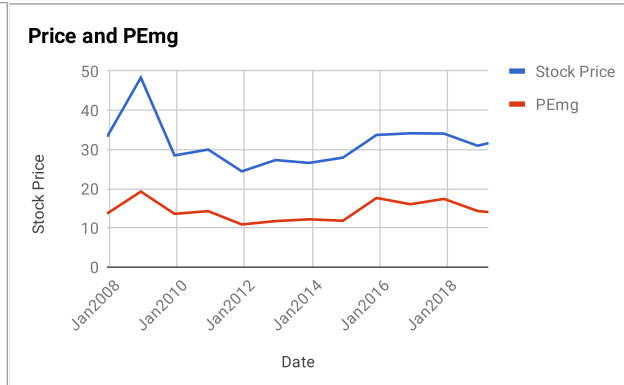
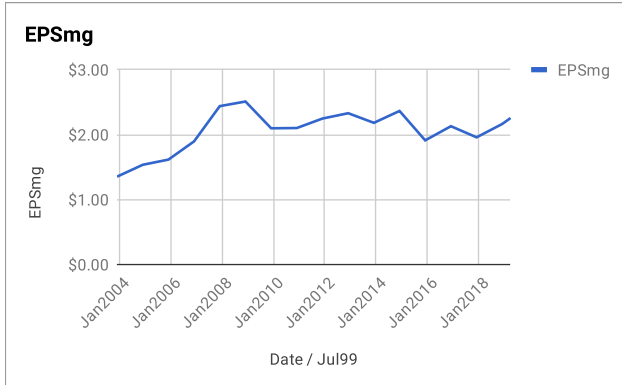
Useful Links:

[ModernGraham tagged articles](#)
[Google Finance](#)
[Yahoo Finance](#)
[GuruFocus](#)

[Morningstar](#)
[MSN Money](#)
[Seeking Alpha](#)
[SEC Filings](#)

EPS History		EPSmg History	
Next Fiscal Year Estimate		Next Fiscal Year Estimate	
Dec2018	\$2.40	Dec2018	\$2.26
Dec2017	\$2.58	Dec2017	\$2.16
Dec2016	\$1.64	Dec2016	\$1.96
Dec2015	\$2.79	Dec2015	\$2.13
Dec2014	\$1.01	Dec2014	\$1.91
Dec2013	\$2.61	Dec2013	\$2.36
Dec2012	\$1.76	Dec2012	\$2.18
Dec2011	\$2.60	Dec2011	\$2.33
Dec2010	\$2.70	Dec2010	\$2.25
Dec2009	\$2.17	Dec2009	\$2.10
Dec2008	\$1.08	Dec2008	\$2.10
Dec2007	\$2.47	Dec2007	\$2.51
Dec2006	\$3.35	Dec2006	\$2.44
Dec2005	\$2.24	Dec2006	\$1.90
Dec2004	\$1.65	Dec2005	\$1.62
Dec2003	\$1.87	Dec2004	\$1.54
Dec2002	\$2.18	Dec2003	\$1.35
Dec2001	\$0.68	Balance Sheet Information	
Dec2000	\$0.61	12/1/2018	
Dec2000	\$1.72	Total Current Assets	\$2,432,000,000
Dec1999	\$1.42	Total Current Liabilities	\$4,563,000,000
		Long-Term Debt	\$20,069,000,000
		Total Assets	\$43,396,000,000
		Intangible Assets	\$3,879,000,000
		Total Liabilities	\$31,739,000,000
		Shares Outstanding (Diluted Average)	727,561,000





Disclaimer:

This valuation is not investment advice. Anyone who is considering making an investment decision should speak to a registered investment advisor.

The author did not hold a position in any company mentioned in this article at the time of publication and had no intention of changing those holdings within the next 72 hours.

Recommended Reading:

Other
ModernGraham
posts about the
company

[PPL Corp Valuation – June 2018 \\$PPL](#)
[PPL Corp Valuation – June 2017 \\$PPL](#)
[PPL Corporation Valuation – January 2016 Update \\$PPL](#)
[26 Companies in the Spotlight This Week – 12/13/14](#)
[PPL Corporation Annual Valuation – 2014 \\$PPL](#)

Other
ModernGraham
posts about related
companies

[Energys Inc Valuation – March 2019 #EVRG](#)
[Entergy Corp Valuation – March 2019 #ETR](#)
[Pinnacle West Capital Corp Valuation – March 2019 #PNW](#)
[NiSource Inc Valuation – March 2019 #NI](#)
[American Electric Power Company Inc Valuation – March 2019 #AEP](#)
[American Water Works Co Inc Valuation – March 2019 #AWK](#)
[Alliant Energy Corp Valuation – March 2019 #LNT](#)
[Consolidated Edison Inc Valuation – March 2019 #ED](#)
[Duke Energy Corp Valuation – March 2019 #DUK](#)
[Sempra Energy Valuation – March 2019 #SRE](#)